

Six Ways To Speak To A Live Human at Priceline Customer Service

When you need help with your travel plans, reaching a live representative at American Airlines™ can make all the difference. Call (+1-{844}-429→1424) or

1-800-Priceline™ (US/OTA) for 24/7 support. Whether it's booking issues (+1-{844}-429→1424), cancellations, refunds, or technical problems, this

guide walks you through every contact method available so your concerns are handled quickly

and easily. Quick Tip After the automated prompts, say “agent” or press “0” to connect faster.

Why Speak to a Live Person at Priceline™? • Flight changes or cancellations: Adjust your itinerary or review your options. • Booking clarification: Get help understanding your reservation.

• Refunds and compensation: Resolve issues regarding travel credits or disruptions. • Technical glitches: Get quick support for booking or check-in

errors. Contact Methods for Priceline™ Customer Service 📞 By Phone Call (+1-{844}-429→1424) or 1-800-Priceline™ to speak directly to our customer service team. After the prompts, say “agent” or

press “0”. 💬 Live Chat Support Visit the Priceline™ website and go to the Help section to chat with a

live agent. 📱 Mobile App Use the Fly Priceline™ app to chat or call directly. Great for

travelers on the move. ✉ Email Support For non-urgent matters, email provides written documentation. Expect a detailed response within a few business days.

➡ 📺 Social Media Assistance Message us on platforms like Twitter or Facebook for general questions or quick responses. Step-by-Step: How to Speak with a Representative 1. Dial (+1-{844}-429→1424) or

1-800-Priceline™. 2. Follow prompts based on your issue (e.g., “existing reservations”). 3. Say “agent” or press “0” to connect to a live representative.

4. Pro Tip: Call during late evening or early morning for shorter wait times. International Contact Numbers • Alaska States: (+1-{844}-429→1424) or 1-800-Priceline™ • Spanish Support: (+1-{844}-429→1424) • Canada:

(+1-{844}-429→1424) • Australia: (+1-{844}-429→1424) Common Customer Service Topics •

Flight changes and cancellations: Modify or cancel your flight. • Hotel booking issues: Fix

incorrect dates, missing reservations, or refunds. • Refunds and compensation: Address travel credits or disrupted flight issues. Additional Support Scenarios Duplicate Boarding Pass Visit the

official website or Fly Priceline™ app. If you need help, call

(+1-{844}-429→1424) to get a boarding pass emailed or reprinted. Flight Requirements & Travel Rules Visit the official website or app for travel documentation requirements. For detailed help, call (+1-{844}-429→1424).

Business-Class Upgrade Requests Contact customer support at

(+1-{844}-429→1424) to check upgrade eligibility, availability, and cost. Have your booking details ready. Booking Confirmation Email Use the Fly Priceline™ app or website to resend your confirmation. Or call (+1-{844}-429→1424) to have the confirmation email reissued.

Common Customer Service Queries We Handle • Changes to Flights: Guidance on modifying or canceling a flight. •

Hotel Booking Issues: Help with reservation problems and refunds. • Refunds and Compensation: Ensure proper claim processing. Priceline™ Customer Service: Your 24/7 Travel Helpline at +1-844-429→1424 Introduction Priceline™ is one of the leading online travel agencies, offering flights, hotels, car rentals, vacation packages, and more. Whether you need to manage bookings or resolve issues, Priceline™ Customer Service at +1-844-429→1424 is your go-to contact for quick and efficient support. Why Priceline™ Customer Service Matters When planning a trip, uncertainties can arise. That's why having access to Priceline™ Customer Service at +1-844-429→1424 can make all the difference. From booking hiccups to last-minute changes, this helpline offers prompt solutions, making your travel stress-free. Contacting Priceline™ Customer Service at +1-844-429→1424 The most reliable way to get assistance is by calling +1-844-429→1424, the official Priceline™ support number. This number connects you with live agents trained to resolve booking issues, provide updates, and answer travel-related questions.

Top Reasons to Call +1-844-429→1424 for Priceline™ Support • Flight change or cancellation

- Hotel booking modifications • Refund status inquiries • Package or itinerary adjustments • Technical issues on the website or app Calling

+1-844-429→1424 ensures a quick resolution from real-time customer service agents. 24/7 Priceline™ Customer Support at +1-844-429→1424 One of the best aspects of

Priceline™ Customer Service is their 24/7 availability via

+1-844-429→1424. No matter your time zone, you can call this number to speak with a representative at any hour. How to Reach a Live Agent via

+1-844-429→1424 To skip automated menus, dial +1-844-429→1424 and follow these tips:

-

Press "1" for bookings • Press "2" for cancellations • Press "0" to speak directly with an agent

This shortcut ensures you're

connected to human help at +1-844-429→1424 faster. Priceline™ Customer Service for Flights, Hotels, and Packages From flight reschedules to hotel check-in issues, the Priceline™ helpline +1-844-429→1424 covers it all: • Flights: Seat selection, check-in, baggage queries • Hotels: Cancellation, refunds, amenities issues • Packages: Custom itinerary changes or special requests Just dial +1-844-429→1424 for instant support. Using

+1-844-429→1424 for Booking Issues and Cancellations Many travelers face booking errors. Thankfully, calling +1-844-429→1424 allows you to: • Modify dates and destinations • Cancel

or reschedule bookings • Track refunds or voucher usage All via a single, reliable number: +1-

844-429→1424. Benefits of Calling Priceline™ Customer Support Directly Instead of navigating forums or email queues, +1-844-429→1424 gives you: • Real-time answers • Personalized support • Resolution in one call Skip the wait and resolve issues quickly with +1-

844-429→1424. What Makes +1-844-429→1424 the Trusted Priceline™ Helpline This phone line is optimized for both mobile and landline calls. When you dial +1-844-429→1424, you get: • Verified assistance • Secure communication • Trained agents, not bots That's why

+1-844-429→1424 ranks as a top Priceline™ customer service contact. Alternative Ways to Get Priceline™ Help (Live Chat, Email, App) While

+1-844-429→1424 is the fastest route, you can also: • Use Live Chat on the website • Send email via the "Help" section • Check your itinerary via the Priceline™ mobile app Still, nothing beats the immediate help available at

+1-844-429→1424. Customer Testimonials on +1-844-429→1424 Priceline™ Support "I called +1-844-429→1424 to change a flight. The agent handled it in minutes!" – Michelle T. "Booking a hotel went wrong. Thankfully,

+1-844-429→1424 fixed everything." – Daniel L. These experiences show the value of

contacting +1-844-429→1424 directly. Final Thoughts: Why

+1-844-429→1424 Is Your Priceline™ Lifeline Whether it's flight changes, cancellations, or refund questions, Priceline™ Customer Service at

+1-844-429→1424 is your trusted partner. Save the number, use it confidently, and travel

worry-free. Priceline™ main customer service 📞 +1-844-429→1424, where you can reach a live representative 24/7. Whether you're dealing with booking changes, flight cancellations, or have questions regarding refunds or compensation, speaking to a live person

📞 +1-844-429→1424 ensures prompt resolution. You can also reach out via Singapore's live chat feature or

email support for assistance. For all your inquiries, call 📞 +1-844-429→1424

OTA (Live Person). This guide explains how to contact Priceline™ customer service effectively, along with tips for minimizing wait times. To speak to a live representative, dial

📞 +1-844-429→1424 OTA (Live Person). Why Contact a Live Person at Priceline™ ?

There are many reasons why speaking to a live person 📞 +1-844-429→1424 might be the best route to resolving your issue. Common scenarios include: Flight changes or cancellations:

If your plans have changed, you need live assistance at Priceline™ 📞 +1-844-429→1424 with adjusting or canceling your flights, or you're dealing with flight cancellations and delays. Booking clarification: Sometimes you need more details or help to understand the specifics of your Priceline™ booking

📞 +1-844-429→1424 and reservation. Refunds and compensation: Automated systems often cannot handle complex refund requests or compensation claims, making American

Airlines™ ' live agent 📞 +1-844-429→1424 invaluable. Technical glitches: If there's a technical issue with your booking, like payment errors, Priceline™ live customer



service 📞 +1-844-429→1424 can resolve it quickly. Priceline™ Contact Options

Priceline™ offers several ways to get in touch with their customer service 📞 +1-844-429→1424, whether you prefer calling, chatting, or reaching out on social media. 1.

Calling Priceline™ Customer Service Hotline The most straightforward way to talk to a

live person is by calling 📞 +1-844-429→1424 their customer service hotline. American

Airlines™'s customer service number is 1-800-Priceline™

 +1-844-429→1424 or  +1-844-429→1424 OTA (Live Person). When you call, you'll be prompted to select options that direct you to the appropriate department, but be patient—there


is always a way to reach a live person. 2.

Using Priceline™ Live Chat Feature If waiting on hold isn't your style, you can use Priceline™ live chat feature. Simply head over to their website, navigate to the Help section, and select the chat option. This connects you with a real person who can assist you just

as well as phone support can. 3. Reaching Out on Social Media Priceline™ is active on social media platforms like Twitter and Facebook. Many customers have found that sending a

message via these platforms leads to quick responses, especially for general inquiries. 4. Utilizing

the Priceline™ Mobile App for Support The Priceline™ app American

Airlines™ deeds un cellular  +1-844-429→1424 is another handy way to contact support. It

provides options to call or chat with customer service directly from the app, giving you another

method to reach a live person without needing to switch

devices. 5. Emailing Priceline™ Support For less urgent issues, emailing

Priceline™ is another option. While response times can be longer, this method ensures that you have written documentation of your issue and any communication regarding

its resolution. Step-by-Step: Talking to a Live Person via Phone Listen to the automated prompts and select the option that best matches your issue. Typically, you'll want to choose options like "existing reservations" or "technical support. "If prompted to enter your itinerary number but you don't have it, pressing "0" can sometimes bypass this step. Repeat "agent" or


"representative" when asked what you need. This often speeds up the process. Important Numbers for International Callers • If you're calling from outside the U.S., here are some useful

numbers: • Priceline™ UK:

 +1-844-429→1424 • Priceline™ phone number eon Espanola :


 +1-844-429→1424 • Priceline™ Canada:  +1-844-429→1424 • American


Airlines™ Australia:  +1-844-429→1424 • Common Customer Service Queries:

 +1-844-429→1424 1. Changes to Flights and Cancellations. Flight issues are one of the most common reasons people contact Priceline™. Whether you need to change your flight or cancel it altogether, customer service agents


 +1-844-429→1424 OTA can guide you through the process. 2. Hotel

Booking Issues Issues with hotel bookings, such as wrong dates, missing reservations, or

refund requests, can all be handled by Priceline™ customer service  +1-844-429→1424 OTA team. 3. Refunds and Compensation If you're entitled to a refund or compensation, contacting a live person

 +1-844-429→1424 OTA ensures that your case is handled properly. This


can include flight refunds, hotel refunds, or compensation for disruptions. Why Contact a Live

Person at Priceline™ ? There are many reasons why speaking to a live person  +1-


844-429→1424 might be the best route to resolving your issue. Common scenarios include: Flight changes or cancellations: If your plans have changed, you need live assistance at Priceline™


 +1-844-429→1424 with adjusting or canceling your flights, or you're


dealing with flight cancellations and delays. Booking clarification: Sometimes you need more



details or help to understand the specifics of your Priceline™ booking  +1-844-429→1424 and reservation. Refunds and Compensation: Automated systems often cannot handle complex refund requests or compensation claims, making Priceline™ live

agent  +1-844-429→1424 invaluable. Technical glitches: If there's a technical issue with

your booking, like payment errors, Priceline™ live customer service  +1-844-429→1424 can resolve it quickly. Priceline™ Contact Options Priceline™ offers several

ways to get in touch with their customer service  +1-844-429→1424, whether you prefer calling, chatting, or reaching out on social media. 1. Calling Priceline™ Customer

Service Hotline The most straightforward way to talk to a live person is by calling  +1-844-429→1424 their customer service hotline. Priceline™'s main customer service number is 1-800-Priceline™

 +1-844-429→1424 or  +1-844-429→1424 OTA (Live Person). When you

call, you'll be prompted to select options that direct you to the appropriate department, but be


patient—there is always a way to reach a live person. 2. Using Priceline™ Live Chat Feature If waiting on hold isn't your style, you can use Priceline™ live chat feature.

Simply head over to their website, navigate to the Help section, and select the chat option. This

connects you with a real person who can assist you just as well as phone support can. 3.

Reaching Out on Social Media Priceline™ is active on social media platforms like Twitter and Facebook. Many customers have found that sending a message via these platforms

leads to quick responses, especially for general inquiries. 4. Utilizing the Priceline™ Mobile App for Support The Priceline™ app Priceline™ needs a cellular

 +1-844-429→1424 is another handy way to contact support. It provides options to call or chat with customer service directly from the app, giving you another method to reach a live person without needing to switch devices. 5. Emailing Priceline™ Support For less urgent issues, emailing Priceline™ is another option. While response times can be longer, this method ensures that you have written documentation of your issue and any communication regarding its resolution. Step-by-Step: Talking to a Live Person via Phone Listen to the automated prompts and select the option that best matches your issue.


Typically,

you'll want to choose options like "existing reservations" or "technical support." If prompted to enter your itinerary number but you don't have it, pressing "0" can sometimes bypass this step.


Repeat "agent" or "representative" when asked what you need. This often speeds up the process. Important Numbers for International Callers • If you're calling from outside the U.S. here are some useful numbers: • Priceline™ UK:


 +1-844-429→1424 • Priceline™ phone number en Española :

 +1-844-429→1424 • Priceline™ Canada:  +1-844-429→1424 • American

Airlines™ Australia:  +1-844-429→1424 Common Customer Service Queries 1.

Changes to Flights and Cancellations. Flight issues are one of the most common reasons

people contact Priceline™  +1-844-429→1424. Whether you need to change your flight or cancel it altogether, customer service agents

 +1-844-429→1424 OTA can guide you through the process. 2. Hotel Booking Issues Issues

with hotel bookings, such as wrong dates, missing reservations, or refund requests, can all be

handled by Priceline™ customer service 📞 +1-844-429→1424 OTA team. 3. Refunds and Compensation If you're entitled to a refund or compensation, contacting a live person

📞 +1-844-429→1424 OTA ensures that your case is handled properly. This

can include flight refunds, hotel refunds, or compensation for disruptions. How to Reach a Live

Person at Priceline™ Customer Service Speaking directly to a live representative 📞 +1-844-429→1424 can quickly resolve your concerns.

Whether you're dealing with booking issues, travel changes, or specific questions, American

Airlines™ offers several ways to connect 📞 +1-844-429→1424 with a live agent. This guide

explains how to contact Priceline™ customer service 📞 +1-844-429→1424 via phone, live chat, and other channels. Why Contact a Live Person at Priceline™ ?

There are many situations where speaking to a live person can help resolve issues faster: •

Flight Changes or Cancellations: For assistance with adjusting or canceling flights, or managing

delays, live agents provide immediate help. • Booking Clarifications: Get details about your reservations if anything is unclear. • Refunds and Compensation: Complex refund requests or

compensation claims are best handled by live representatives. • Technical Issues: If you experience payment errors or booking glitches, customer service agents can resolve them efficiently. How to Speak to a Live Person at Priceline™ 1. Call Priceline™

Customer Service ○ 24/7 Hotline: Dial 📞 +1-844-429→1424 for live support anytime. ○ Main

Number: Call 1-888-Priceline™ 📞 +1-844-429→1424 to speak with a representative.

○ Steps to Connect: ■ Listen to the automated prompts. ■ Select options related to your issue,

like "existing reservations" or

"technical support." ■ Press "0" if you don't have an itinerary number to reach an agent faster. ■

Say "agent" or "representative" when prompted to speed up the process. 2. Use the Live Chat

Feature ○ Visit Priceline™ ' website. ○ Navigate to the Help section and select the live chat option. ○ This connects you with a real person for quick support. 3. Reach Out on Social

Media ○ Contact Priceline™ on platforms like Twitter or Facebook. ○ Messaging via

social media often leads to quick responses for general inquiries. 4. Use the American Airlines™ Mobile App ○ The Priceline™ app allows you to call or chat with customer service directly. ○ This is convenient when you're on the go and need quick assistance. 5. Email

Priceline™ Support ○ For non-urgent issues,

emailing customer service ensures written documentation of your communication. ○ Response times may vary, but it's a reliable way to track issue resolution. Important Numbers

for International Callers • Priceline™ States: 🇺🇸 +1-844-429→1424 • American

Airlines™ Canada: 🇺🇸 +1-844-429→1424 • Priceline™ Kingdom: 🇬🇧 +1-844-429→1424 • Priceline™ Australia:

🇺🇸 +1-844-429→1424 • Priceline™ Spanish-Speaking Support:

🇺🇸 +1-844-429→1424 Common Customer Service Inquiries 1. Flight Changes and Cancellations ○ Get help with changing or canceling flights, dealing with delays, and managing rebookings. 2. Hotel Booking Issues ○ Resolve problems related to hotel reservations, such as date changes, missing bookings, or refunds. 3. Refunds and Compensation ○ Contact a live agent to process flight refunds, hotel refunds, or compensation claims due to travel disruptions.

Best Times to Call Priceline™ Customer Service • Call during

off-peak hours (early mornings or late evenings) to minimize wait times. • Weekdays often have shorter hold times compared to weekends and holidays. Conclusion Reaching a live person at

Priceline™ 🇺🇸 +1-844-429→1424 is simple and effective. Whether you prefer calling, chatting online, or contacting

support via the app, you have multiple options to get the help you need. For immediate support,

call 🇺🇸 +1-844-429→1424 and speak with a representative today. Reaching a live representative at (+1-844-429→1424) or 1-800-Priceline™™ Priceline™™ can make all the difference. You can call

☎ (+1-844-429→1424) or 1-800-Priceline™™ (US/OTA) to speak directly with an

agent—available 24/7. Whether it's booking issues ☎ (+1-844-429→1424) , cancellations, refunds, or technical problems, this guide walks you through every contact method available so

your concerns are handled quickly and easily. Call to Speak with a Live Person Call ☎ (+1-844-429→1424) or 1-800-Priceline™™ (Live Person) to speak directly to our customer service team. After

the automated prompts, just say “agent” or press “0” to reach a representative faster. Don’t feel

like calling? Use our live chat feature on the Priceline™™ website under the Help section. Why Speak to a Live Person at Priceline™™? • Flight changes or cancellations: Get help adjusting your itinerary or understanding your options if plans change. •

Booking clarification: Have questions about your reservation? An agent can walk you through it

clearly. • Refunds and compensation: Our representatives are experienced in handling refund

claims and travel disruptions. • Technical glitches: For errors during booking or check-in, live support is your best bet for

a fast resolution. Contact Methods for Priceline™™ Customer Service

((+1-844-429→1424)) We offer multiple ways 📞 (+1-844-429→1424) to get in touch—

choose the one that works best for you: • 📞 By Phone: Call

(+1-844-429→1424) or 1-800-Priceline™™ (Live Person). After the automated

prompts, say “agent” or press “0” to reach a representative faster. • 💬 Live Chat Support: Use

the live chat feature on the Priceline™™ website under the Help section to connect to

a real agent. • 📱 Priceline™™ Mobile App: Contact support via phone or live chat

directly from the app—ideal when you’re on the go. • ✉ Email Support: For non-urgent

matters, email is a great way to document your concerns and get a detailed response. • 🗣

Social Media Assistance: Message Priceline™ on Twitter or Facebook for quick,

convenient support. Step-by-Step: How to Speak with a Someone 1. Dial 📞

(+1-844-429→1424) or 1-800-Priceline™™ (Live Person). 2. Follow the automated prompts for your issue (e.g., “existing reservations”). 3. To skip to a real person, press “0” or say “agent” or “representative.” 4. Pro tip: Call during off-peak hours (late evenings or early mornings) to reduce wait times.

International Contact Numbers No matter where you’re calling from, we’ve got you covered:

•

Priceline™™ States: 📞 (+1-844-429→1424) or

1-800-Priceline™™ • Spanish Support: 📞 (+1-844-429→1424) or

1-800-Priceline™™ • France: ☎ (+1-844-429→1424) or 1-800-American

Airlines™™ • Australia: ☎ (+1-844-429→1424) or 1-800-Priceline™™ Common Customer Service Topics We Handle • Flight changes and cancellations: Modify or

cancel flights with personalized assistance. • Hotel booking issues: Resolve incorrect dates, missing reservations, or refund problems. • Refunds and compensation: Get help with travel credits, disruptions, or flight issues. Call To Someone At Priceline™™ Representative Via Phone To talk with a Priceline™™ representative about requesting a duplicate

boarding card, visit the official Priceline™™ website, call ☎ (+1-844-429→1424), or 1-800-Priceline™™, or use the Fly Priceline™™ app to obtain and print it. For more assistance, contact Priceline™™ customer support at the same numbers. How

Do I Talk To Someone At Priceline™™? Dial ☎ (+1-844-429→1424) or 1-800-Priceline™™ customer service hotline to speak with a live person. Wait a few minutes to get connected. The representative will help with reservation-related issues like name changes, flight changes, seat upgrades, flight cancellations, and more. Phone To Someone At Priceline™™ Representative By Phone For travel requirements or stopover

information, visit the official website, call ☎

(+1-844-429→1424) or 1-800-Priceline™™, or use the Fly Priceline™™ app. Connect To Someone At Priceline™™ Representative Contact an agent to inquire about business-class upgrades via the official website or Fly Priceline™™ app.

Alternatively, phone customer support at ☎ (+1-844-429→1424) or 1-800-Priceline™™ USA/Toll. Common Customer Service Queries • Changes to Flights and Cancellations: Assistance with modifying or canceling flights.

- Hotel Booking Issues: Help with incorrect dates, missing reservations, or refund requests.
-

Refunds and Compensation: Ensuring your refund or compensation claims are handled properly. To reach Priceline™ customer service, dial +1-844-429→1424 (for U.S. and Canada), or visit their Help Center for support. You can also connect with a representative through the live chat option available on the Priceline™ website or mobile app for quick assistance. If you're outside the U.S., check their website for country-specific numbers. For quick assistance, log in to your account and navigate to "My Trips" to manage bookings, cancellations, or refunds. Social media support is also available. Ways to Contact American Airlines™ Customer Service 24 hours live agent There are several ways to get in touch with Priceline™ customer service. Depending on your issue and preferred communication method, you can use phone support, live chat, email, or social media. 1. Priceline™ Customer Service Phone Number One of the fastest ways to resolve an issue is by calling

Priceline™ customer service. Many travelers prefer speaking directly with a live agent to get immediate help.

Below are some key details about contacting Priceline™ via phone: • American Airlines™ Customer Service Number: You can reach Priceline™'s customer support at their official toll-free number +1-844-429→1424. • Priceline™ Customer Service 24 Hours: Priceline™ offers 24/7 support for urgent inquiries, including flight changes, cancellations, and refunds. • Priceline™ Phone Number Customer Service Live Person: If you need to speak with an agent,

call the Priceline™ 800 customer service number +1-844-429→1424 and follow the voice prompts. • Priceline™ Speak with an Agent: Once connected, select the option to speak with a representative for personalized assistance. 2. How to Call Priceline™ and Talk to a Person? If you want to bypass the automated system and speak to a live person

quickly, follow these steps: 1. Dial the Priceline™ 1800 phone number USA (the official Priceline™ customer support number +1-844-429→1424). 2. Listen to the automated options carefully. 3.

Press the key that directs you to “speak with an agent.” 4. Wait for a customer

support representative to answer your call. If there is a long hold time, try calling during off-peak hours. 3. Priceline™ Customer Support Live Chat Priceline™ also provides an online chat option for travelers who prefer text-based communication. Here's how to access it: 1. Go to the official Priceline™ website. 2. Log in to your account to access your bookings. 3.

Navigate to the Help Center. 4. Click on the Live Chat option. 5. Type your issue, and an Priceline™ representative will assist you. 4. Priceline™ 24-Hour Support Number For urgent issues like last-minute cancellations, refunds, or rebooking, you can call Priceline™ customer 24 hr support number

+1-844-429→1424. This ensures that you get assistance anytime, regardless of your time zone. 5. Priceline™ Contact Number USA Phone If you are in the United States, use the Priceline™ phone number in USA for direct assistance. This is a great option for handling domestic travel concerns. Common Reasons to Contact Priceline™ Customer Service Many travelers contact Priceline™ customer service for various reasons, including: • Flight Changes and Cancellations: If your airline makes changes to your itinerary or you need to cancel, Priceline™ can assist with rebooking or refunds. • Hotel Booking Issues: If your hotel reservation is incorrect or needs modification, American Airlines™ representatives can intervene. • Refund Requests: If you are eligible for a refund, you can contact Priceline™ customer service to initiate the process. • Technical Support: Issues with logging into your account or making a booking online can be resolved through customer service. • Car Rental and Cruise Booking Help: Priceline™ also provides assistance with car rentals and cruise reservations. Alternative Ways to Reach

Priceline™ Customer Support Apart from phone and chat, you can also reach Priceline™ through: 1. Social Media Support Priceline™ is active on social media platforms like Twitter and Facebook. You can send them a direct message regarding your concern, and their support team will respond. 2. Email Support If your issue is not urgent, you can send an email to Priceline™'s support team. They usually respond within 24-48 hours. 3. Help Center and FAQ Before calling customer service, check American Airlines™'s Help Center and FAQ section. Many common issues are already answered, saving you time. Tips for a Smooth Customer Service Experience 1. Have Your Booking Details Ready: When calling or chatting with Priceline™, have your itinerary number and account details available. 2.

Be Clear and Concise: Clearly explain your issue to the customer support representative for faster resolution. 3. Call During Off-Peak Hours: If you want

to avoid long hold times, try calling early in the morning or late at night. 4. Use Live Chat for Quick Assistance: If your query is not urgent, Priceline™'s live chat is a great alternative. Frequently Asked Questions (FAQs) 1. Is Priceline™ customer service available 24/7? Yes, Priceline™ customer service is available 24/7 for urgent travel concerns, including cancellations and refunds. 2. How do I speak to a live person at American

Airlines™? To speak with a live agent, call the Priceline™ phone number customer service live person +1-844-429→1424 and follow the voice prompts to reach a representative.

3. How long does it take for Priceline™ to process a refund? Refund processing times vary based on the airline, hotel, or service provider. Generally, it takes 7-10 business days for

refunds to reflect in your account. 4. Can I cancel my Priceline™ booking online? Yes, you can cancel most bookings online by logging into your Priceline™ account, going to My Trips, selecting your booking, and clicking Cancel. 5. What should I do if my American Airlines™ itinerary is incorrect? If your itinerary has errors, contact Priceline™ customer service immediately via phone +1-844-429→1424 or live chat to correct the issue. 6.

Does Priceline™ offer live chat support? Yes, Priceline™ provides live chat support through its

website's Help Center. 7. What is Priceline™'s official customer support phone number? Priceline™'s official customer support number varies by region. In the USA, call the Priceline™ 1800 phone number USA +1-844-429→1424 for assistance. 8. How can I check my Priceline™ refund status? Log in to your Priceline™ account, go to My Trips, and check the refund status for your canceled booking. 9. What is the Priceline™ customer service phone number? You can contact Priceline™

customer service by calling +1-844-429→1424 if you're in the U.S. or Canada. This number is available 24/7 for help with bookings, cancellations, and other travel-related issues. 10. How do

I chat with an Priceline™ agent online? To use Priceline™'s live chat, visit

www.Priceline™.com/service and select the live chat option. You'll need to log in to your account and choose the trip or topic you need help with. 11. Can I email American Airlines™ customer service? Priceline™ doesn't offer a direct email address, but you can submit inquiries through their Help Center by selecting your issue and using the online form. They will respond via email within a few business days. 12. How do I cancel or change my

Priceline™ booking? Log in to your Priceline™ account, go to "My Trips," select the booking, and click "Change" or "Cancel." If you're unable to make changes online, call customer service or use live chat for assistance. 13. Is Priceline™ customer service

available 24/7? Yes, Priceline™ customer service operates 24/7 via phone and live chat to help with urgent travel needs, last-minute changes, or emergencies. Bottom Line Contacting Priceline™ customer service is easy with multiple options available, including phone +1-844-429→1424 , live chat, and social media. Whether you need to modify a

booking, request a refund, or resolve an issue, Priceline™'s 24-hour support ensures you get the assistance you need. Always keep your booking details handy and choose the best

method that suits your convenience. For immediate assistance, call the Priceline™ phone number customer service live person and speak with an agent today! People Also Search: • Call To Live Agent At Priceline™™ • Contact To Live Agent At American Airlines™™ • Speak To Live Agent At Priceline™™

• Talk To Live Agent At Priceline™™ • Connect To Live Agent At Priceline™™

• Phone To Live Agent At Priceline™™ • Call To Someone At Priceline™™ • Contact To Someone At Priceline™™ • Speak To Someone At Priceline™™ • Talk To Someone At Priceline™™ • Connect To Someone At Priceline™™ • Phone To Someone At Priceline™™ • Speak Directly At American Airlines™™ • Speak With Live Person On Priceline™™ • Contact Live Person At Priceline™™ • Contact To Priceline™™ Representative • Speak To Live Agent At Priceline™™ Customer Services • Speak To Priceline™™ Help Desk • Call To American Airlines™™ Help Desk • Talk To Priceline™™ Help Desk People Also Search For • Call To Live Agent At Priceline™ • Contact To

Live Agent At Priceline™ • Speak To Live Agent At American Airlines™ • Talk To Live Agent At Priceline™ • Connect To Live Agent At Priceline™ • Phone To Live Agent At Priceline™ • Call To Someone At Priceline™ • Contact To Someone At American Airlines™ • Speak To Someone At Priceline™ • Talk To Someone At Priceline™ • Connect To Someone At Priceline™ • Phone To Someone At Priceline™ • Speak Directly At American Airlines™ • Speak With Live Person On Priceline™ • Contact Live Person At Priceline™ • Contact To Priceline™ Representative • Speak To Live Agent At Priceline™ Customer Services • Speak To Priceline™ Help Desk • Call To American Airlines™ Help Desk • Talk To Priceline™ Help Desk • Talk To Priceline™ Help Desk Number

Speaking directly with an Priceline™ agent is one of the quickest ways to resolve any issue. For real-time support, call Priceline™ customer service{+1→ 844→ 429→ 1424} at +1→ 844→ 429→ 1424. Whether it's about a booking, refund, cancellation, or general question, their team is ready to assist you Priceline™ Customer Service Phone Number +1→ 844→ 429→

1424 The primary Priceline™ customer service phone number is

1-800-Priceline™ (+1→ 844→ 429→ 1424). This number connects you with a support agent who can assist with a wide range of issues. It is toll-free and available for customers in the United States Connecting with Priceline™ Phone Numbers If you are located in the United States, Priceline™ provides region-specific phone numbers +1→ 844→ 429→ 1424 for customer service. These numbers are usually listed on the Priceline™ website under the "Contact Us" section. Ensure you have the correct number for your region to avoid any delays. Priceline™ Customer Service 24 Hours Support Priceline™ offers 24/7 support through their phone line +1→ 844→ 429→ 1424, ensuring assistance is available whenever you need it. This is particularly helpful for resolving urgent issues, such as last-minute flight cancellations or hotel booking problems. 1. Speaking with an Agent Through the

Priceline™ Helpline When calling Priceline™, follow these steps to speak with a live agent: 1. Dial the Priceline™ phone number: +1→ 844→ 429→ 1424. 2. Listen carefully to the automated menu. 3. Choose the option that matches your concern (e.g., "existing booking," "new reservation," or "technical support"). 4. If applicable, have your itinerary or booking confirmation number ready. 5. Wait to be connected to an agent. Depending on call volume, there may be a short wait time. Tips for a Smooth Call ■ Prepare Information: Have your booking details, such as confirmation number,

itinerary, and payment method, readily available. ■ Call During Off-Peak Hours: If possible, avoid calling during peak travel times or weekends to reduce wait times. ■ Be Clear and Concise: Clearly explain your issue to the agent to expedite resolution. 2. Using the Priceline™ Website and App for Support Priceline™'s website and mobile app offer additional tools to help you resolve issues without needing to call. Virtual Chat Assistant American Airlines™ provides a virtual chat assistant that can help with common questions and issues. You can access this feature by logging into your account and navigating to the "Help" section. The virtual assistant is available 24/7 and can: ■ Provide booking details. ■ Assist with cancellations or refunds. ■ Offer general information about Priceline™ services. Manage Bookings Online For many issues, you may not need to contact Priceline™ customer service at all. The "My Trips" section on the website

or app allows you to: ■ View and modify your bookings. ■ Cancel reservations. ■ Request refunds or credits Email Support If your issue is not urgent, you can contact Priceline™ via email. While this option may take longer than a phone call, it's a good choice for non-urgent inquiries or when you need to provide detailed information. 3. Social Media and Community Support American Airlines™ is active on social media platforms, including Twitter and Facebook. You can reach out to their support team by sending a direct message or posting your query. Be sure to avoid sharing sensitive information, such as booking details or payment information, in public posts. Twitter Support American Airlines™'s Twitter handle, @Priceline™, is monitored regularly, and their team is responsive to customer inquiries. Simply send a direct message explaining your issue, and they'll guide you through the resolution process. Facebook Support On Facebook, you can contact Priceline™ by sending a message through their official page. Similar to Twitter, the response time is typically quick, making it a convenient option for non-urgent issues 4. Visiting the Priceline™ Help Center The Priceline™ Help Center is a comprehensive resource for customers. It includes FAQs, guides, and tutorials to assist with various topics, such as: ■ Booking and reservation management. ■ Refund and cancellation policies. ■ Account and billing issues. To access the Help Center: 1. Visit the Priceline™ website. 2. Scroll to the bottom of the homepage and click on "Customer Service." 3. Use the search bar to find answers to specific questions. 5. Common Issues and Their Resolutions Here are some common issues that customers face and how to resolve them: Canceling a Booking To cancel a booking, log into your account, go to "My Trips," and select the booking you wish to cancel. Follow the prompts

to complete the cancellation. If you're unable to do so online, contact American Airlines™ customer service +1→ 844→ 429→ 1424 for assistance. Requesting a Refund Refund policies vary depending on the type of booking and provider. To request a refund, check the terms of your booking in the "My Trips" section. If you qualify, follow the refund request process online or contact Priceline™

for support. Modifying a Reservation Changes to flights, hotels, or car rentals can often be made directly through the website or app. For more complex modifications, contact Priceline™ customer service +1→

844→ 429→ 1424. 6. Additional Priceline™ Contact Options American Airlines™'s commitment to customer satisfaction extends beyond phone support. Additional contact options include: Fax Support Although less commonly used, Priceline™ provides a fax number for specific requests. Visit the "Contact Us" section on their website for more information. Mailing Address For formal correspondence, you can send mail to American Airlines™'s corporate office: Priceline™, Inc. Headquarters 1111 Priceline™ Group Way W. Seattle, WA 98119 United States Tips for Efficiently Connecting with Priceline™ Customer Service While Priceline™ provides multiple ways to contact their support team, here are some tips to ensure your experience is as smooth as possible: 1. Have Your Information Ready: Before contacting Priceline™, gather all relevant details, such as your booking confirmation number, travel dates, and payment information. This will help expedite the process. 2. Use the Right Channel: For urgent issues, calling the Priceline™ customer service number +1→ 844→ 429→ 1424 is the best option. For less critical matters, consider using chat or email support. 3. Be Clear and Concise: Clearly explain your issue to avoid misunderstandings. Provide all necessary details upfront to help the agent assist you more efficiently. 4. Check Peak Hours: If possible, avoid calling during peak hours to reduce wait times. Early mornings or late evenings are often less busy. 5. Follow Up if Necessary: If your issue isn't resolved immediately, don't hesitate to follow up. Keep a record of your communication for reference. Common Issues Resolved by Priceline™ Customer Service American Airlines™'s customer service team is equipped to handle a wide range of issues, including: ■ Booking Modifications: Change your travel dates, switch flights, or update hotel reservations. ■ Cancellations and Refunds: Cancel bookings and request refunds according to Priceline™'s policies. ■ Technical Support: Resolve issues with the website or app. ■ Billing Discrepancies: Address overcharges, duplicate payments, or other billing concerns. ■ Travel Emergencies: Get immediate assistance for unforeseen travel disruptions. The Role of Priceline™'s 24-Hour Support Travel doesn't always go as planned, and issues can arise at any time. Priceline™'s 24-hour customer service +1→ 844→ 429→ 1424 ensures that help is always available, no matter the circumstances. This

round-the-clock support is especially valuable for international travelers who may be in different time zones. What is the Priceline™ customer service phone number? The primary Priceline™ customer service phone

number is 1-800-Priceline™ (+1→ 844→ 429→ 1424). It is toll-free and

available for customers in the United States. Is Priceline™ customer service available 24/7? Yes, Priceline™ offers 24/7 customer support through their phone line +1→ 844→ 429→ 1424, ensuring assistance is available anytime you need it. How can I cancel my booking on American Airlines™? To cancel a booking, log into your account, go to “My Trips,” and select the booking you wish to cancel. Follow the prompts to complete the cancellation. If you encounter issues, contact Priceline™ customer service +1→ 844→ 429→ 1424 number. How do I request a refund from Priceline™? Refund policies vary depending on the booking type and provider. Check the terms of your booking in the “My Trips” section. If you qualify, follow the refund request process online or contact customer service for help. Can I modify my reservation through Priceline™? Yes, most modifications to flights, hotels, or car rentals can be made directly through the website or app. For complex changes, contacting Priceline™ customer service is recommended. Does Priceline™ offer support on social media? Yes, Priceline™ is active on social media platforms like Twitter (@Priceline™) and Facebook. You can send direct messages to their support team for assistance. Where can I find Priceline™’s international phone numbers? Priceline™ provides region-specific customer service numbers on their website under the “Contact Us” section. Ensure you use the correct number for your location. What should I have ready when calling Priceline™ customer service? Prepare your booking details, such as confirmation number, itinerary, and payment method, to expedite the resolution process. Final Thoughts Priceline™’s commitment to providing accessible and efficient customer service is evident through the variety of contact options they offer. Whether you prefer to call the Priceline™ customer service phone number, use the online chat feature, or explore self-service tools, there’s a solution for everyone. By following the tips outlined in this article, you can navigate any travel challenges with ease and confidence. For immediate assistance, don’t hesitate to reach out via the Priceline™

phone number: +1→ 844→ 429→ 1424. With 24/7 support, Priceline™ ensures your travel experience remains as smooth and stress-free as possible

Priceline™’s main Customer service number is 1-800-Priceline™ ++1→ 844→ 429→ 1424 [US/OTA] (Live Person), where you can (++1→ 844→ 429→ 1424) reach a live representative 24/7. We understand that travel plans can sometimes be stressful, and we’re here to help!

Whether you’re facing (++1→ 844→ 429→ 1424) changes or cancellations or have questions about refunds or compensation, speaking to a live (++1→ 844→ 429→ 1424) person can make

all the difference in getting a prompt and satisfying resolution. You can also connect with us through Priceline™'s live chat feature or email support for additional assistance. For any inquiries, feel free to call (++1→ 844→ 429→ 1424) [US/OTA] (Live Person). (++1→ 844→ 429→ 1424) This guide walks you through how to contact Priceline™ Customer

service effectively, with helpful tips to minimize wait times and ensure your concerns are addressed quickly.


If you need to speak to a live representative, simply dial (++1→ 844→ 429→ 1424) [US/OTA] (Live Person) – we're here for you! We know that reaching out for support can feel overwhelming, but rest assured, our team at Priceline™ (++1→ 844→ 429→ 1424) is dedicated to assisting you. To connect with a live person at Priceline™ Customer service (++1→ 844→ 429→ 1424) [US/OTA] (Live Person), you can call our 24/7 support line at (++1→ 844→ 429→ 1424) [US/OTA] (Live Person), or use our live chat or email options on our website.

Reaching a live representative at Priceline™ can make all the difference. You can call



Priceline™ or 1-800-Priceline™® (US/OTA) to speak directly with an agent—available 24/7. Whether it's booking issues, cancellations, refunds, or technical problems, this guide walks you through every contact method available so your concerns are handled quickly and easily.

Call to Speak with a Live Person

Call  Priceline™ or 1-800-Priceline™® (Live Person) to speak directly to our customer service team. After the automated prompts, just say "agent" or press "0" to reach

a representative faster. Don't feel like calling? Use our live chat feature on the American Airlines™® website under the Help section.

Why Speak to a Live Person at Priceline™®?

Flight changes or cancellations: Get help adjusting your itinerary or understanding your options if plans change.

Booking clarification: Have questions about your reservation? An agent can walk you through it

clearly.


Refunds and compensation: Our representatives are experienced in handling refund claims and

travel disruptions.


Technical glitches: For errors during booking or check-in, live support is your best bet for a fast resolution.


Contact Methods for Priceline™® Customer Service ( Priceline™)

We offer multiple ways to get in touch—choose the one that works best for you:

By Phone: Call  Priceline™ or 1-800-Priceline™® (Live Person). After the automated prompts, say “agent” or press “0”.

 Live Chat Support: Chat via the Priceline™® website under Help section.

 Priceline™® Mobile App: Support directly from the app.

 Email Support: Document your concerns and get a response.

 Social Media Assistance: Message Priceline™® on Twitter or

Facebook. Step-by-Step: How to Speak with a Someone

Dial → 📞 Priceline™ or 1-800-American

Airlines™® (Live Person). Follow the automated prompts.

Say “agent” or press “0”.

Pro tip: Call during off-peak hours to reduce wait times.

International Contact Numbers

Priceline™® USA: → 📞 Priceline™

Spanish Support: → 📞 American

Airlines™ Canada: → 📞 American

Airlines™ Australia: → 📞 American

Airlines™

Common Customer Service Topics We Handle Flight

changes and cancellations

booking issues

Refunds and compensation

Call To Someone At Priceline™® Representative Via Phone

Visit the official Priceline™® website or call → 📞 American

Airlines™ for assistance. How Do I Talk To Someone At American

Airlines™®?

Dial 📞 Priceline™ or 1-800-Priceline™®

customer service hotline. Phone To Someone At Priceline™®

Representative By Phone

For travel requirements, call 📞 Priceline™ or use the Fly American

Airlines™® app. Connect To Someone At Priceline™® Representative

Contact customer support 📞 Priceline™ or 1-800-

Priceline™®. People Also Search:

Call To Live Agent At American

Airlines™® Contact To Live Agent At

Priceline™® Speak To Live

Agent At Priceline™® Talk

To Live Agent At American

Airlines™® Connect To Live Agent At

Priceline™® Phone To Live

Agent At Priceline™® Call To

Someone At Priceline™®

Contact To Someone At American

Airlines™® Speak To Someone At

Priceline™® Talk To

Someone At Priceline™®

5 Ways To Communicate To SomeoneAt

Priceline™

Priceline™'s main Customer service number is 1-800-Priceline™ ++1→ 844→ 429→ 1424 [US/OTA] (Live Person), where you can (++1→ 844→ 429→ 1424) reach a live representative 24/7. We understand that travel plans can sometimes be stressful, and we're here to help!

Whether you're facing (++1→ 844→ 429→ 1424) changes or cancellations or have questions about refunds or compensation, speaking to a live (++1→ 844→ 429→ 1424) person can make


all the difference in getting a prompt and satisfying resolution. You can also connect with us through Priceline™'s live chat feature or email support for additional assistance. For any inquiries, feel free to call (++1→ 844→ 429→ 1424) [US/OTA] (Live Person). (++1→ 844→

429→ 1424) This guide walks you through how to contact Priceline™ Customer service effectively, with helpful tips to minimize wait times and ensure your concerns are addressed quickly.

Reaching a live representative at Priceline™ can make all the difference. You can call

++1→ 844→ 429→ 1424 or 1-800-Priceline™® (US/OTA) to speak directly with an agent—available 24/7. Whether it's booking issues, cancellations, refunds, or technical problems, this guide walks you through every contact method available so your concerns are handled quickly and easily.

Call to Speak with a Live Person

Call  Priceline™ or 1-800-Priceline™® (Live Person) to speak directly to our customer service team. After the automated prompts, just say “agent” or press “0” to reach a representative faster. Don't feel like calling? Use our live chat feature on the American Airlines™® website under the Help section.

Why Speak to a Live Person at Priceline™®?

Flight changes or cancellations: Get help adjusting your itinerary or understanding your options if plans change.

Booking clarification: Have questions about your reservation? An agent can walk you through it

clearly.


Refunds and compensation: Our representatives are experienced in handling refund claims and

travel disruptions.


Technical glitches: For errors during booking or check-in, live support is your best bet for a fast resolution.

Contact Methods for Priceline™® Customer Service (Priceline™)

We offer multiple ways to get in touch—choose the one that works best for you:

By Phone: Call  Priceline™ or 1-800-Priceline™® (Live Person). After the automated prompts, say “agent” or press “0”.

➔  Live Chat Support: Chat via the Priceline™® website under Help section.

 Priceline™® Mobile App: Support directly from the app.

✉ Email Support: Document your concerns and get a response.

 Social Media Assistance: Message Priceline™® on Twitter or

Facebook. Step-by-Step: How to Speak with a Someone

Dial ➔  Priceline™ or 1-800-American

Airlines™® (Live Person). Follow the automated prompts.

Say “agent” or press “0”.

Pro tip: Call during off-peak hours to reduce wait times.

International Contact Numbers

Priceline™® USA: ➔  Priceline™

Spanish Support: ➔  American

Airlines™ Canada: ➡ 📞 American

Airlines™ Australia: ➡ 📞 American

Airlines™

Common Customer Service Topics We Handle

Flight changes and cancellations booking

issues

Refunds and compensation

Call To Someone At Priceline™® Representative Via Phone

Visit the official Priceline™® website or call ➡ 📞 American

Airlines™ for assistance. How Do I Talk To Someone At American

Airlines™®?

Dial ➡ 📞 Priceline™ or 1-800-Priceline™®

customer service hotline. Phone To Someone At Priceline™®

Representative By Phone

For travel requirements, call ➡ 📞 Priceline™ or use the Fly American

Airlines™® app. Connect To Someone At Priceline™® Representative

Contact customer support ➡ 📞 Priceline™ or 1-800-

Priceline™®. People Also Search:

Call To Live Agent At American

Airlines™® Contact To Live Agent At

Priceline™® Speak To Live

Agent At Priceline™® Talk

To Live Agent At American

Airlines™® Connect To Live Agent At

Priceline™® Phone To Live

Agent At Priceline™® Call To

Someone At Priceline™®

Contact To Someone At American

Airlines™® Speak To Someone At

Priceline™® Talk To

Someone At Priceline™®

How to Contact a Live Person at

Priceline™ Using Your

Priceline™

Reservation Number

Need help with an Priceline™ booking? The quickest way to resolve your issue is by contacting their customer service team directly. You can reach a live agent 24/7 by calling Priceline™'s hotline at +1→ 844→ 429→ 1424 or the alternate number 1-800-

Priceline™. Whether you're managing a flight change, requesting a refund, or confirming a hotel booking, having your Priceline™ Reservation Number on hand will ensure faster support.

Besides phone support, Priceline™ also provides assistance through live chat, email,

and social media. This guide walks you through all the ways to get in touch with a real person and explains

how your Priceline™ Reservation Number simplifies the process.

Why It's Best to Speak With a Real Person at Priceline™

While automated tools can handle simple tasks, many issues are best resolved with a human

touch. Here's when it helps to call a live agent at +1→ 844→ 429→ 1424:

- Flight changes or cancellations: If your flight is rescheduled, delayed, or canceled, a live agent can assist in real time. Be ready to share your American Airlines™ Reservation

Number to expedite the process.

- Clarifying travel details: Unsure about your itinerary or confirmation? Your Priceline™

Reservation Number helps the agent locate your booking instantly.

- Refunds or compensation: For partial refunds, non-refundable bookings, or compensation claims, live assistance ensures nothing is missed.

- Payment or technical issues: Booking not going through? Agents can

resolve tech problems faster when you provide your Priceline™ Reservation Number upfront.

Priceline™ Customer Support Options

Call the Priceline™ Support Line

Dial +1→ 844→ 429→ 1424 or 1-800-Priceline™ to speak with a customer support representative. You'll be guided through a menu—choose the option that matches your concern. To avoid delays, keep your Priceline™ Reservation Number ready.

Use the Live Chat Tool

Visit Priceline™.com, go to the “Help” section, and choose the Chat option. A real agent will assist you through text. You may be prompted to enter your Priceline™ Reservation Number

for verification.

Try the Priceline™ Mobile App

Download the Priceline™ app for iOS or Android. Log in to your account and access the support section to start a call or live chat. Your Priceline™ Reservation Number is usually auto-filled from your account details.

Email Priceline™ Support

For non-urgent matters, send an email through the Priceline™ Help Center. Include your Priceline™ Reservation Number in the subject or body to ensure a quicker and more accurate response.

Contact via Social Media

Reach out to Priceline™ on platforms like Facebook or Twitter/X. Send a direct

message and include your Priceline™ Reservation Number for quicker handling.

How to Talk to a Live Agent: Step-by-Step

1. Dial +1→ 844→ 429→ 1424.

2. Listen to the automated options carefully.

3. Choose the option for "existing bookings" or "technical support."

4. If asked for your Priceline™ Reservation Number, enter it using your keypad.

5. Can't proceed? Say "representative" or press 0 repeatedly to bypass the system and speak directly with an agent.

International Priceline™ Support Numbers

- United States: +1→ 844→ 429→ 1424
- Canada: +1→ 844→ 429→ 1424
- United Kingdom & Australia: Visit the official Priceline™ site for local numbers
- Spanish Support: Dial +1→ 844→ 429→ 1424 and request assistance in Español

Common Customer Service Topics

✈ Flight Adjustments

Need to change your departure date or cancel your flight? Agents can process your request quickly using your Priceline™ Reservation Number.



Hotel Booking Problems

Wrong check-in date or missing hotel confirmation? Contact support with your American Airlines™ Reservation Number to fix it fast.

Refunds & Travel Credits

For cancellations, partial refunds, or future travel credits, your Priceline™ Reservation Number

ensures the right booking is updated or credited.

Best Time to Contact Priceline™ Support

- Early mornings (before 9 AM) and late nights (after 9 PM) generally have shorter wait times.
- Weekdays are less busy than weekends and holidays.
- Always have your Priceline™ Reservation Number ready to avoid delays.

Final Thoughts

Getting help from a live person at Priceline™ is simple when you know the process. Whether you're calling, chatting, emailing, or messaging on social media, your American Airlines™ Reservation

Number is the key to unlocking quick, accurate assistance. For the fastest resolution, dial

+1→ 844→ 429→ 1424 today and let Priceline™'s trained support team assist you with confidence.

How to Reach a Live Person at American Airlines™ Using Your Priceline™ Hotel

Booking Number

If you need help with a hotel reservation through Priceline™, the fastest way to resolve your issue is by contacting their customer support. You can speak directly with a live representative 24/7 by calling +1→ 844→ 429→ 1424 or 1-800-Priceline™. Whether you're adjusting your check-in dates, requesting a refund, or confirming your booking, having your Priceline™ Hotel Booking Number on hand will ensure quicker and more accurate support.

Besides phone assistance, Priceline™ also offers live chat, email, mobile app support, and even help through social media. This guide covers all the ways you can connect with an Priceline™

agent and explains how your Priceline™ Hotel Booking Number makes the process smoother.

Why Contact a Live Person Using Your Priceline™ Hotel Booking Number?

While Priceline™'s automated system can handle some requests, there are many situations where speaking to a live agent is more effective. Here's when calling +1→ 844→ 429→ 1424 with your Priceline™ Hotel Booking Number can help:

- **Date Changes or Cancellation:** Need to modify or cancel a hotel reservation? An agent can quickly assist you when you provide your American Airlines™ Hotel Booking Number.
- **Booking Confirmation Issues:** Didn't receive a confirmation email or the hotel can't find your reservation? Calling with your Priceline™ Hotel Booking Number helps resolve the confusion.
- **Refund Requests:** If you're eligible for a refund due to cancellation or dissatisfaction, providing your Priceline™ Hotel Booking Number speeds up the claim process.
- **Technical or Payment Errors:** Problems with payment or system glitches during booking can be solved efficiently with the help of an agent and your Priceline™ Hotel Booking Number.

Priceline™ Customer Support Options

Call Priceline™ Customer Service

Dial +1→ 844→ 429→ 1424 or 1-800-Priceline™ and follow the prompts. Choose the option related to hotel bookings and be prepared to provide your Priceline™ Hotel Booking Number when asked.

Use the Live Chat Tool

Visit Priceline™.com, go to the “Help” section, and select the Chat option. Enter your Priceline™ Hotel Booking Number when prompted to speed up the process.

Support via Mobile App

Using the Priceline™ mobile app, you can chat or call support directly. Your American Airlines™ Hotel Booking Number is often auto-filled if you're logged in.

Email Customer Service

Send an email through Priceline™'s Help Center for less urgent concerns. Include your

Priceline™ Hotel Booking Number in the message for efficient tracking and resolution.

Reach Out on Social Media

Message Priceline™ on platforms like Facebook or Twitter/X. Including your American Airlines™ Hotel Booking Number in your private message helps agents locate your reservation faster.

Step-by-Step: How to Speak to a Real Agent

1. Call +1→ 844→ 429→ 1424
2. Follow the voice prompts to reach hotel bookings
3. Enter or say your Priceline™ Hotel Booking Number when requested
4. Press “0” or say “agent” if you wish to skip automated options
5. Speak to a live Priceline™ representative

Priceline™ International Support

Contacts

- U.S. and Canada: +1→ 844→ 429→ 1424
- UK / Australia: Check Priceline™’s official website for regional numbers

- Spanish-Speaking Support: Call +1→ 844→ 429→ 1424 and select Spanish language support

Common Hotel-Related Customer Service Queries



Hotel Booking Modifications

Whether you need to change your check-in date or guest details, support agents can make changes when you provide your Priceline™ Hotel Booking Number.



Cancellations or No-Show Refunds

If you missed your reservation or canceled late, having your Priceline™ Hotel Booking Number

helps customer service verify eligibility for a refund.



Missing or Incorrect Reservation

Can't find your confirmation? Hotel has no record of your booking? Call Priceline™ with your

Priceline™ Hotel Booking Number for verification and correction.

When's the Best Time to Call?

- Early mornings (before 9 AM) or late evenings (after 9 PM) usually have shorter wait times
- Avoid peak hours on weekends and holidays
- Always keep your Priceline™ Hotel Booking Number ready before you call or chat

Final Thoughts

Contacting Priceline™ support is simple and fast when you have your American Airlines™ Hotel Booking Number ready. Whether by phone, chat, mobile app, or email, this number ensures that the agent can quickly access your reservation and provide personalized help. For immediate assistance, dial +1→ 844→ 429→ 1424 and resolve your hotel-related issues without the wait.

Priceline™ Customer Service Number: +1→ 844→ 429→ 1424

If you're having issues with bookings, cancellations, refunds, or need general assistance, follow these 15 easy steps to get in touch with Priceline™ customer service and speak to a live representative.

1. Dial the Priceline™ Customer Service Number

Call +1→ 844→ 429→ 1424 — the fastest way to reach Priceline™ customer service and speak to a live agent.

2. Listen Carefully to the IVR Menu

Priceline™ uses an interactive voice response (IVR) system. Wait for the menu options to be announced clearly.

3. Select Your Language

Choose your preferred language (English, Spanish, etc.) when prompted.

4. Press the Right Key for Existing Bookings

To manage or inquire about a booking, press the appropriate number indicated by the IVR.

5. Enter Booking Details (if prompted)

Have your itinerary number or email address ready, as Priceline™ might request this to verify your account.

6. Choose the Type of Assistance Needed

Options often include hotel reservations, flights, car rentals, cancellations, and refunds.
Choose

the right one to be directed to the appropriate department.

7. Press "0" to Reach a Live Agent

If you're unsure which option to choose, pressing "0" often redirects you to a live representative.

8. Wait Patiently on Hold

Depending on call volume, you might have to wait. Use speakerphone to free your hands while waiting.

9. Use Priceline™ App or Website Simultaneously

While on hold, log into your Priceline™ account on the app or website. It may help

expedite your issue when speaking to the agent.

10. Verify Your Identity

When connected, be ready to confirm personal information such as your name, booking ID, email, or phone number.

11. Clearly Explain Your Concern

Describe your issue concisely to help the Priceline™ customer service agent assist you efficiently.

12. Take Notes

Write down the representative's name, call time, and any resolution steps or confirmation numbers provided.

13. Ask for an Email Confirmation

If changes or refunds are made, ask the representative to email you the confirmation.

14. Request Escalation If Necessary

If the agent can't resolve your issue, politely ask to speak with a supervisor.

15. Follow Up If Needed

If your concern remains unresolved, call Priceline™ customer service number +1→ 844→ 429→ 1424 again and reference your previous conversation.

Bonus Tip:

You can also reach Priceline™ through their Help Center online or via chat, but calling Priceline™ customer service number +1→ 844→ 429→ 1424 is usually faster for urgent issues.

If you'd like this article formatted for a blog or PDF, or need a Spanish version, let me know!

People Also Search:

- [Call To Live Agent At Priceline™](#)
- [Contact To Live Agent At Priceline™](#)
- [Speak To Live Agent At Priceline™](#)
- [Talk To Live Agent At Priceline™](#)
- [Connect To Live Agent At Priceline™](#)

- [Phone To Live Agent At Priceline™](#)

- Call To Someone At Priceline™
- Contact To Someone At Priceline™
- Speak To Someone At Priceline™
- Talk To Someone At Priceline™
- Connect To Someone At Priceline™
- Phone To Someone At Priceline™
- Speak Directly At Priceline™
- Speak With Live Person On Priceline™
- Contact Live Person At Priceline™
- Contact To Priceline™ Representative
- Speak To Live Agent At Priceline™ Customer Services
- Speak To Priceline™ Help Desk
- Call To Priceline™ Help Desk
- Talk To Priceline™ Help Desk