



STATE OF MISSISSIPPI

# BUDGET

FISCAL YEAR 2010

Appropriations Made by the Legislature for  
Fiscal Year 2010 Compared With  
Fiscal Year 2009 Appropriations

Calculated Funds Available for Funding Fiscal Year 2010 Budget

Compiled July 20, 2009

**REVISED**

Joint Legislative Budget Committee  
501 Northwest Street  
Jackson

STATE OF MISSISSIPPI

JOINT LEGISLATIVE BUDGET COMMITTEE

Phil Bryant, Chairman  
Lieutenant Governor, Senate

William J. McCoy, Vice Chairman  
Speaker, House of Representatives

William G. Hewes III  
President Pro Tempore

Alan Nunnelee  
Chairman, Senate Appropriations Committee

Dean Kirby  
Chairman, Senate Finance Committee

Terry C. Burton  
Chairman, Elections Committee

Hillman T. Frazier  
Chairman, Housing Committee

Jack Gordon  
Chairman, Public Property

Johnny W. Stringer  
Chairman, House Appropriations Committee

Percy W. Watson  
Chairman, House Ways and Means Committee

Cecil Brown  
Chairman, House Education Committee

George Flaggs, Jr.  
Chairman, Banking and Financial Services

Steve Holland  
Chairman, Public Health and Human Services

Diane C. Peranich  
Chairman, Tourism Committee

STAFF

Lee Lindell, Director  
Debbie Rubisoff, Deputy Director  
Robert Sumrall, Deputy Director

C O N T E N T S

State of Mississippi General Fund Budget Discussion.....	2
Chart - General Fund Revenues Estimated for Fiscal Year 2010 Budget.....	4
Chart - Regular General Fund Appropriations for Fiscal Year 2010 Budget.....	5
Schedule I - General Fund Appropriations - Fiscal Year 2010 Compared with Fiscal Year 2009..	6
Schedule II - Special Fund Appropriations - Fiscal Year 2010 Compared with Fiscal Year 2009..	10
Schedule IV - Total State Appropriations - Fiscal Year 2010.....	13
Schedule V - GF and SF - Additional and Deficits (FIO) - Fiscal Year 2009.....	19
Fiscal Year 2010 Education Enhancement Fund Appropriations (FIO).....	20
Fiscal Year 2010 Health Care Expendable Fund Appropriations (FIO).....	21
Fiscal Year 2010 Tobacco Control Program Fund (FIO).....	22
Fiscal Year 2010 Budget Contingency Fund Summary (FIO).....	23
Fiscal Year 2010 American Recovery and Reinvestment Act Funds (FIO).....	24

STATE OF MISSISSIPPI GENERAL FUND BUDGET  
FOR FISCAL YEAR 2010

The Joint Legislative Budget Committee believes that an explanation of the General Fund receipts anticipated and appropriations authorized for Fiscal Year 2010, as well as the ending balance anticipated on June 30, 2010 should be made in examining the schedules found in the Fiscal Year 2010 Appropriations Bulletin.

As will be noted from the statement on page three, it is estimated that no unencumbered budget balance will remain in the State Treasury on June 30, 2010.

The Fiscal Year 2009 appropriated figures contained in this report are the amounts actually appropriated by the 2008 Legislature plus all deficits and additional appropriations by the 2009 Legislature.

Total current General Fund appropriations and reappropriations made by the 2009 Legislature for Fiscal Year 2010 amounted to \$4,756,212,251. The Legislature also appropriated or authorized \$15,033,260,641 from Special Fund sources and reappropriations including Federal Funds, Budget Contingency Funds, Education Enhancement Funds, Health Care Expendable Funds and Tobacco Control Program Funds for the operation of all agencies and functions during Fiscal Year 2010. The Fiscal Year 2010 General Fund budget is \$267,460,326 or 5.3% less than the Fiscal Year 2009 appropriated budget.

The General Fund budget increases and decreases in the Fiscal Year 2010 appropriations are summarized below:

	INCREASE OR DECREASE
Public Education	(\$129,359,277)
Debt Service	57,639,159
Community & Junior Colleges - Support	6,636,862
IHL - General Support	(20,357,634)
Other Higher Education Programs	(15,341,462)
Corrections	(2,882,423)
Social Welfare	(121,180,578)
Agriculture & Economic Development	980,200
Hospitals & Hospital Schools	(44,110,426)
Conservation	207,523
Net Other Increases & Decreases	<u>307,730</u>
 NET INCREASE	 <u>(\$267,460,326)</u>

It should also be noted that the Legislature authorized General Fund Transfers of \$149,672,000 for Fiscal Year 2010, which included \$146,672,000 to the Budget Contingency Fund and \$3,000,000 to the University Medical Center - ACT Center Fund.

In addition to the General Funds noted above, the Legislature appropriated \$251,354,730 from the Budget Contingency Fund for Fiscal Year 2010. Details on the Budget Contingency Fund can be found on page 23.

GENERAL FUNDS AVAILABLE FOR FUNDING FISCAL YEAR 2010 BUDGET

Estimated General Fund Balance July 1, 2009 (Unencumbered)	\$	0	
Estimated Reappropriation Lapse from FY 2009 (Encumbered)		<u>7,405,000</u>	
TOTAL ESTIMATED GENERAL FUND BALANCE JULY 1, 2009	\$		7,405,000
Projected Revenue FY 2010			
Tax Commission Collections	\$	4,648,500,000	
Other than Tax Commission Collections		97,900,000	
Adjustments to FY 2010 Revenue Estimate Adopted by 2009 Legislature	\$	<u>152,079,250</u>	*
TOTAL PROJECTED REVENUE FY 2010 (Estimated)			<u>4,898,479,250</u>
TOTAL FUNDS AVAILABLE FY 2010	\$		4,905,884,250
Less: General Fund Appropriations, 2009 Regular and Special Sessions	\$	4,748,807,251	
General Fund Reappropriations from FY 2009		7,405,000	
General Fund Transfers	\$	<u>149,672,000</u>	
TOTAL APPROPRIATIONS, REAPPROPRIATIONS & TRANSFERS FY 2010			<u>(4,905,884,251)</u>
Estimated General Fund Budget Balance June 30, 2010 (Unencumbered)	\$		<u>0</u>

NOTE: Beginning and ending cash balances are subject to change based on actual revenue collections and actual lapses.

SCHEDULE I appearing in this report reflects the amount of General Funds appropriated to operate each General Fund agency or program during FY 2010 as compared to the funds appropriated for FY 2009.

SCHEDULE II appearing in this report reflects the amount of Special Funds appropriated or authorized for the operation of each Special Fund agency during FY 2010 as compared to the funds appropriated for FY 2009.


SCHEDULE IV appearing in this report reflects the amount of General Funds, Federal Funds and other Special Funds appropriated for all agencies of state government for FY 2010.

\* Adjustments to the FY 2010 Revenue Estimate adopted by the Legislature are as follows:

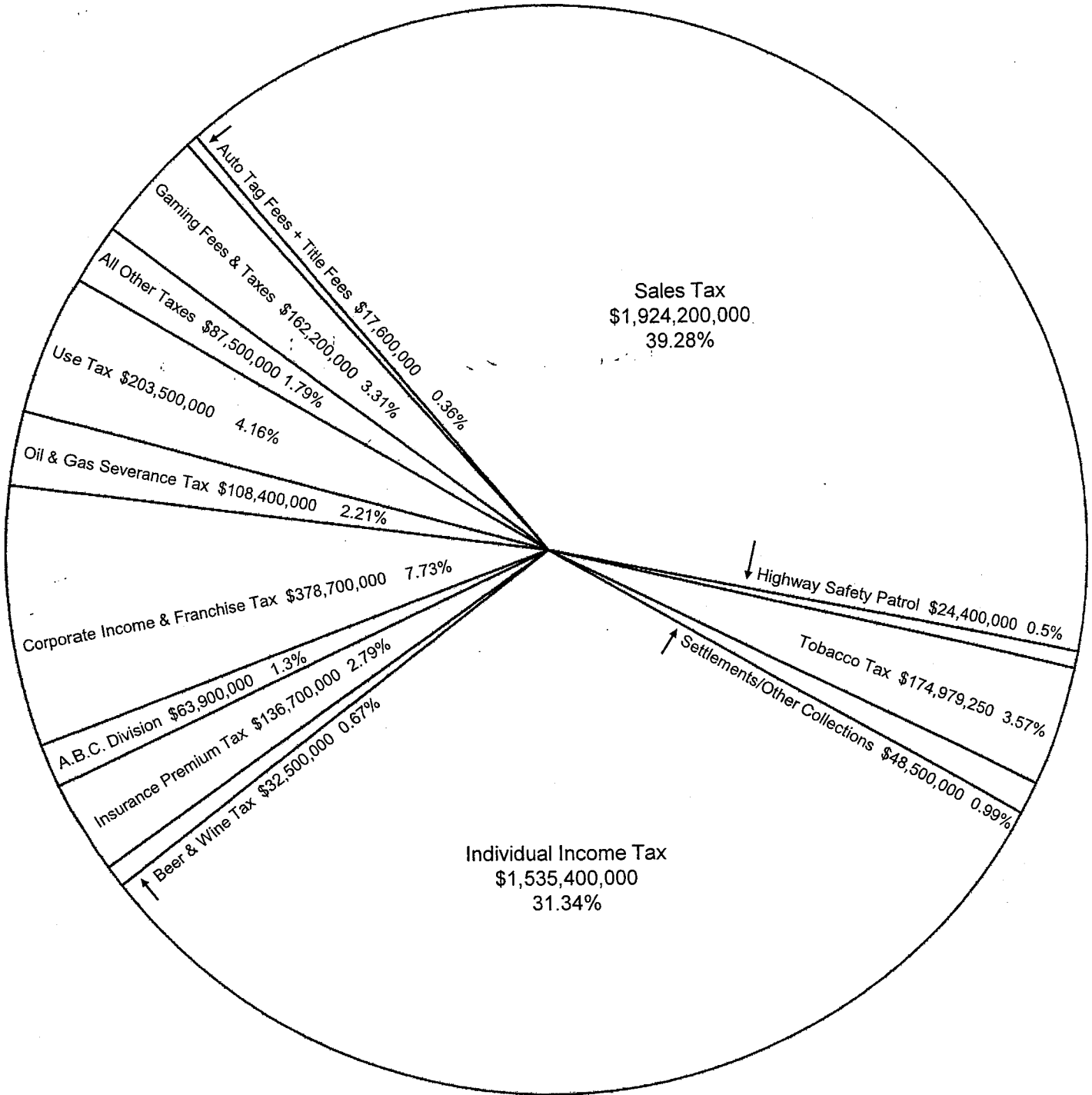
		<u>Tax Commission</u>	<u>Other Collections</u>
Cigarette Excise Tax Increase	HB 0364 R	\$ 106,175,000	\$ -
Casual Auto Sales Tax Proceeds to Tag Reduction Fund	HB 0364 R	(11,000,000)	-
Revise Tax Rate on Certain Repair Parts & Labor on Farm Equip.	SB 2606 R	(10,300,000)	-
Increase Fee on Non-Participating Manufacturers of Cigarettes	SB 2001 S	8,804,250	-
Sale of Confiscated Cigarettes	HB 0037 S	-	5,200,000
Increased Collections Due to Lien Enrollments by Tax Commission		9,400,000	-
Boil Weevil Management Fund Reverts to General Fund		500,000	-
Attorney General Settlements		-	<u>43,300,000</u>
Total		\$ 103,579,250	\$ 48,500,000

R - 2009 Regular Session  
S - 2009 Second Extraordinary Session

Submitted by:

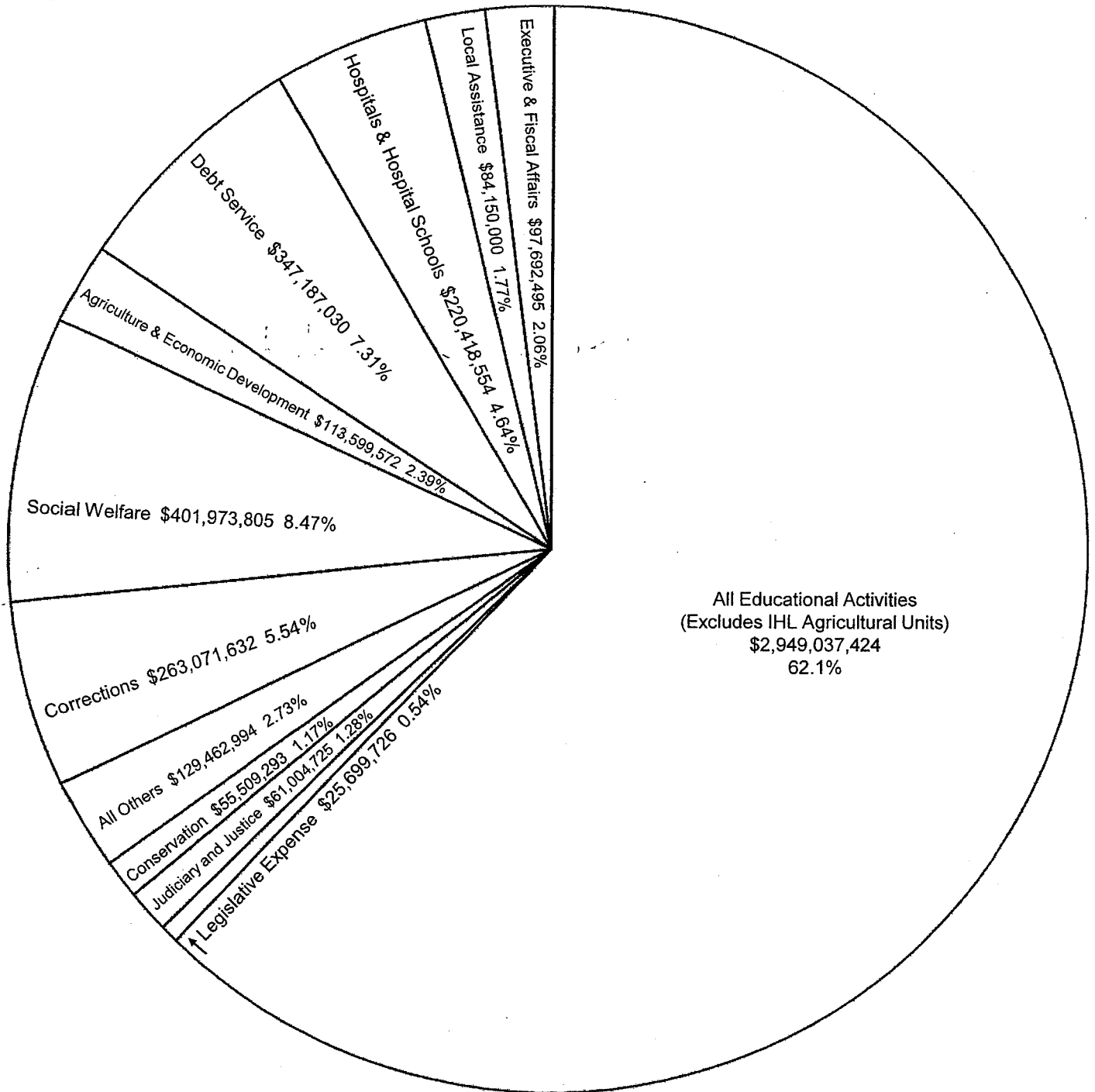
  
\_\_\_\_\_  
Lee Lindgren, Director  
Joint Legislative Budget Office

# General Fund Revenues Estimated For Fiscal Year 2010 Budget



General Fund Revenue Estimate FY 2010 (Chart Total)	\$ 4,898,479,250
Plus Estimated Beginning Cash and Reappropriations	7,405,000
Less Projected Ending Balance (Unbudgeted)	<u>0</u>
<b>Total General Fund for FY 2010 Budget</b>	<b><u>\$ 4,905,884,250</u></b>

# Regular General Fund Appropriations For Fiscal Year 2010 Budget



Total Regular General Fund Appropriations (Chart Total)	\$ 4,748,807,251
General Fund Reappropriations from FY 2010	7,405,000
General Fund Transfers	<u>149,672,000</u>
Total Regular General Fund Appropriations, Reappropriations and Transfers	<u>\$ 4,905,884,251</u>

SCHEDULE I  
GENERAL FUND APPROPRIATIONS  
FISCAL YEAR 2010 COMPARED WITH FISCAL YEAR 2009

FY 2010 BILL NO.	NAME OF AGENCY	APPROPRIATIONS FY 2009	APPROPRIATIONS FY 2010	INCREASE OR DECREASE	PERCENT OF INCREASE OR DECREASE	PERCENT OF TOTAL FY 2010 APPROPRIATION
PART I - GENERAL FUND AGENCIES						
LEGISLATIVE						
H0045	LEGISLATIVE EXPENSE - MONTHLY ALLOWANCE	3,547,904	3,551,449	3,545	0.10	
H0045	LEGISLATIVE EXPENSE - REGULAR	16,613,236	16,409,064	-204,172	-1.23	
H0045	LEGISLATIVE BUDGET COMMITTEE, JOINT	2,996,714	2,999,683	2,969	0.10	
H0045	LEGISLATIVE PEER COMMITTEE, JOINT	2,298,300	2,200,567	-97,733	-4.25	
H0045	LEGISLATIVE REAPPORTIONMENT COM, JOINT	146,853	175,159	28,306	19.28	
H0045	ENERGY COUNCIL, THE	32,000	32,000	0	0.00	
H0045	INTERSTATE COOPERATION, COMMISSION ON	245,956	237,350	-8,606	-3.50	
H0045	SOUTHERN GROWTH POLICIES BOARD	28,177	28,177	0	0.00	
H0045	SOUTHERN STATES ENERGY BOARD	29,077	29,077	0	0.00	
H0045	UNIFORM STATE LAWS, COMMISSION ON	37,200	37,200	0	0.00	
	<b>TOTAL LEGISLATIVE</b>	<b>25,975,417</b>	<b>25,699,726</b>	<b>-275,691</b>	<b>-1.06</b>	<b>0.54</b>
JUDICIARY AND JUSTICE						
H0046	ATTORNEY GENERAL'S OFFICE	9,700,789	9,563,929	-136,860	-1.41	
H0046	STATUS OF WOMEN, COMM ON THE	50,000	48,300	-1,700	-3.40	
H0047	DISTRICT ATTORNEYS & STAFF	17,528,195	16,671,353	-856,842	-4.89	
S2044	JUDICIAL PERFORMANCE COMMISSION	380,241	360,564	-19,677	-5.17	
SUPREME COURT						
H0048	SUPREME COURT SERVICES, OFFICE OF	6,301,068	5,991,709	-309,359	-4.91	
H0048	ADMINISTRATIVE OFFICE OF COURTS	1,443,681	3,747,533	2,303,852	159.58	
H0048	COURT OF APPEALS	5,130,570	4,878,956	-251,614	-4.90	
H0048	TRIAL JUDGES	21,246,622	19,742,381	-1,504,241	-7.08	
	<b>TOTAL JUDICIARY AND JUSTICE</b>	<b>61,781,166</b>	<b>61,004,725</b>	<b>-776,441</b>	<b>-1.26</b>	<b>1.28</b>
EXECUTIVE AND ADMINISTRATIVE						
S2043	ETHICS COMMISSION	604,640	596,412	-8,228	-1.36	
GOVERNOR'S OFFICE						
S2055	GOVERNOR'S MANSION	723,031	679,875	-43,156	-5.97	
S2055	GOVERNOR'S SUPPORT	2,355,474	2,235,830	-119,644	-5.08	
	<b>TOTAL EXECUTIVE AND ADMINISTRATIVE</b>	<b>3,683,145</b>	<b>3,512,117</b>	<b>-171,028</b>	<b>-4.64</b>	<b>0.07</b>
FISCAL AFFAIRS						
S2053	AUDIT, DEPARTMENT OF	6,999,867	6,532,021	-467,846	-6.68	
S2054	FINANCE & ADMINISTRATION, DEPARTMENT OF	11,955,276	11,277,920	-677,356	-5.67	
HI702	TORT CLAIMS BD - ST BLDG INSURANCE	1,282,717	0	-1,282,717	-100.00	
S2047	GAMING COMMISSION (SEE SCHED II)	3,785,319	0	-3,785,319	-100.00	
S2045	TAX COMMISSION, STATE	72,222,589	73,855,688	1,633,099	2.26	
S2045	LICENSE TAG COMMISSION	1,173,637	1,969,310	795,673	67.80	
S2057	TREASURER'S OFFICE, STATE	638,807	511,637	-127,170	-19.91	
S2057	HEALTH CARE TRUST FUND BOARD	42,696	33,802	-8,894	-20.83	
	<b>TOTAL FISCAL AFFAIRS</b>	<b>98,100,908</b>	<b>94,180,378</b>	<b>-3,920,530</b>	<b>-4.00</b>	<b>1.98</b>
PUBLIC EDUCATION						
EDUCATION, DEPARTMENT OF						
H0049	GEN EDUC PRGS & HB 4 ADMINISTRATION	105,383,732	104,417,354	-966,378	-0.92	
H0049	CHICKASAW INTEREST	12,088,983	13,004,818	915,835	7.58	

SCHEDULE I  
GENERAL FUND APPROPRIATIONS  
FISCAL YEAR 2010 COMPARED WITH FISCAL YEAR 2009

FY 2010 BILL NO.	NAME OF AGENCY	APPROPRIATIONS FY 2009	APPROPRIATIONS FY 2010	INCREASE OR DECREASE	PERCENT OF INCREASE OR DECREASE	PERCENT OF TOTAL FY 2010 APPROPRIATION
H0049	MISSISSIPPI ADEQUATE EDUCATION PRG	2,018,204,130	1,903,186,090	-115,018,040	-5.70	
H0049	SCHOOLS FOR THE BLIND & DEAF	12,066,206	12,163,010	96,804	0.80	
H0049	VOCATIONAL & TECHNICAL EDUCATION	90,924,037	76,377,835	-14,546,202	-16.00	
H0050	EDUCATIONAL TELEVISION AUTHORITY	6,656,396	6,813,176	156,780	2.36	
H0051	LIBRARY COMMISSION	13,122,397	13,124,321	1,924	0.01	
	TOTAL PUBLIC EDUCATION	2,258,445,881	2,129,086,604	-129,359,277	-5.73	44.83
	HIGHER EDUCATION					
	INSTITUTIONS OF HIGHER LEARNING					
S2035	UNIVERSITIES - GENERAL SUPPORT - CONS	361,448,722	341,091,088	-20,357,634	-5.63	
S2034	UNIVERSITIES - SUBSIDIARY PRGS - CONS	26,464,420	27,565,547	1,101,127	4.16	
S2032	STUDENT FINANCIAL AID	30,199,810	30,200,449	639	0.00	
S2033	UM - UNIV MEDICAL CENTER - CONS	223,895,934	207,450,541	-16,445,393	-7.35	
	COMMUNITY & JUNIOR COLLEGES					
S2036	ADMINISTRATION	7,769,062	7,771,227	2,165	0.03	
S2037	SUPPORT	199,235,106	205,871,968	6,636,862	3.33	
	TOTAL HIGHER EDUCATION	849,013,054	819,950,820	-29,062,234	-3.42	17.27
	PUBLIC HEALTH					
H0055	HEALTH, STATE DEPARTMENT OF	34,106,624	31,790,911	-2,315,713	-6.79	
	TOTAL PUBLIC HEALTH	34,106,624	31,790,911	-2,315,713	-6.79	0.67
	HOSPITALS AND HOSPITAL SCHOOLS					
S2046	MENTAL HEALTH, DEPARTMENT OF - CONS	264,528,980	220,418,554	-44,110,426	-16.68	
	TOTAL HOSPITALS AND HOSPITAL SCHOOLS	264,528,980	220,418,554	-44,110,426	-16.68	4.64
	AGRICULTURE AND ECONOMIC DEV					
	AGRICULTURE AND COMMERCE UNITS					
S2049	AGRICULTURE & COMMERCE, DEPARTMENT OF	9,036,629	9,536,243	499,614	5.53	
S2050	ANIMAL HEALTH, BOARD OF	1,399,319	1,408,605	9,286	0.66	
S2051	FAIR COMMISSION - CNTY LIVESTOCK SHOWS	202,757	224,757	22,000	10.85	
	TOTAL AGRIC AND COMMERCE UNITS	10,638,705	11,169,605	530,900	4.99	0.24
	IHL AGRICULTURAL UNITS					
	INSTITUTIONS OF HIGHER LEARNING - AG PRG					
S2027	ASU - AGRICULTURAL PROGRAMS	4,758,603	5,586,114	827,511	17.39	
S2028	MSU - AG & FORESTRY EXPERIMENT STATION	22,449,930	22,473,067	23,137	0.10	
S2029	MSU - COOPERATIVE EXTENSION SERVICE	28,350,743	28,393,985	43,242	0.15	
S2030	MSU - FOREST & WILDLIFE RESEARCH CENTER	5,853,724	5,860,086	6,362	0.11	
S2031	MSU - VETERINARY MEDICINE, COLLEGE OF	16,572,209	14,918,191	-1,654,018	-9.98	
	TOTAL IHL - AGRICULTURAL UNITS	77,985,209	77,231,443	-753,766	-0.97	1.63
	ECONOMIC AND COMMUNITY DEV UNITS					
	MISSISSIPPI DEVELOPMENT AUTHORITY					
S2048	MS DEVELOPMENT AUTHORITY - SUPPORT	22,271,087	23,786,989	1,515,902	6.81	
S2048	ENTERP INNOVATIVE GEOSPATIAL SOLUTIONS	835,834	660,425	-175,409	-20.99	



SCHEDULE I  
GENERAL FUND APPROPRIATIONS  
FISCAL YEAR 2010 COMPARED WITH FISCAL YEAR 2009

FY 2010 BILL NO.	NAME OF AGENCY	APPROPRIATIONS FY 2009	APPROPRIATIONS FY 2010	INCREASE OR DECREASE	PERCENT OF INCREASE OR DECREASE	PERCENT OF TOTAL FY 2010 APPROPRIATION
S2048	MISSISSIPPI TECHNOLOGY ALLIANCE	888,537	751,110	-137,427	-15.47	
	TOTAL ECONOMIC AND COMM DEV UNITS	23,995,458	25,198,524	1,203,066	5.01	0.53
	TOTAL AGRICULTURE AND ECONOMIC DEV	112,619,372	113,599,572	980,200	0.87	2.39
CONSERVATION						
H0058	ARCHIVES & HISTORY, DEPARTMENT OF	9,446,944	9,697,734	250,790	2.65	
H0058	STATEWIDE ORAL HISTORY PROJECT	150,000	150,000	0	0.00	
H0053	ENVIRONMENTAL QUALITY, DEPARTMENT OF	13,757,792	14,305,836	548,044	3.98	
H0056	FORESTRY COMMISSION	19,630,157	19,652,231	22,074	0.11	
H0056	FOREST INVENTORY INSTITUTE(SEE SCHED II)	150,000	0	-150,000	-100.00	
H0061	GRAND GULF MILITARY MONUMENT COMMISSION	267,413	267,654	241	0.09	
H0060	MARINE RESOURCES, DEPARTMENT OF	1,979,639	1,850,783	-128,856	-6.51	
H0062	MISSISSIPPI RIVER PARKWAY COMMISSION	25,800	24,252	-1,548	-6.00	
H0057	SOIL & WATER CONSERVATION COMMISSION	832,096	883,034	50,938	6.12	
S2052	TENNESSEE-TOMBIGBEE WATERWAY DEV AUTH	149,366	149,464	98	0.07	
H0052	WILDLIFE/FISHERIES/PARKS, DEPT OF - CONS	8,912,563	8,528,305	-384,258	-4.31	
	TOTAL CONSERVATION	55,301,770	55,509,293	207,523	0.38	1.17
CORRECTIONS						
CORRECTIONS, DEPARTMENT OF						
S2038	SUPPORT	147,516,693	144,633,514	-2,883,179	-1.95	
S2038	MEDICAL SERVICES	31,360,624	31,360,624	0	0.00	
S2038	PAROLE BOARD	681,814	682,570	756	0.11	
S2038	PRIVATE PRISONS	53,525,288	53,525,288	0	0.00	
S2038	REGIONAL FACILITIES	25,031,372	25,031,372	0	0.00	
S2038	REIMBURSEMENT - LOCAL CONFINEMENT	7,838,264	7,838,264	0	0.00	
	TOTAL CORRECTIONS	265,954,055	263,071,632	-2,882,423	-1.08	5.54
SOCIAL WELFARE						
GOVERNOR'S OFFICE						
H0054	MEDICAID, DIVISION OF	389,516,582	258,260,500	-131,256,082	-33.70	
H0865	MEDICAID - TEMP DIALYSIS TRANSPORTATION	2,252,760	0	-2,252,760	-100.00	
H0063	HUMAN SERVICES, DEPARTMENT OF - CONS	118,790,233	128,568,248	9,778,015	8.23	
H0064	REHABILITATION SERVICES, DEPT OF - CONS	12,594,808	15,145,057	2,550,249	20.25	
	TOTAL SOCIAL WELFARE	523,154,383	401,973,805	-121,180,578	-23.16	8.46
MLTY, POLICE AND VETS' AFFAIRS						
S2039	EMERGENCY MANAGEMENT AGENCY	6,144,178	5,780,499	-363,679	-5.92	
S2039	DISASTER RELIEF - CONSOLIDATED	1,622,953	1,525,576	-97,377	-6.00	
S2040	MILITARY DEPARTMENT - CONSOLIDATED	8,405,762	8,503,578	97,816	1.16	
PUBLIC SAFETY, DEPARTMENT OF						
S2041	CRIME LAB	6,829,214	7,836,401	1,007,187	14.75	
S2041	CRIME LAB - STATE MEDICAL EXAMINER	129,636	191,056	61,420	47.38	
S2041	HIGHWAY SAFETY PATROL, DIVISION OF	48,440,661	49,385,867	945,206	1.95	
S2041	HOMELAND SECURITY, OFFICE OF	206,919	192,826	-14,093	-6.81	
S2041	JUVENILE FACILITY MONITORING UNIT	113,378	105,534	-7,844	-6.92	
S2041	LAW ENFORCE OFFICERS' TNG ACADEMY	593,829	552,724	-41,105	-6.92	

SCHEDULE I  
GENERAL FUND APPROPRIATIONS  
FISCAL YEAR 2010 COMPARED WITH FISCAL YEAR 2009

FY 2010 BILL NO.	NAME OF AGENCY	APPROPRIATIONS FY 2009	APPROPRIATIONS FY 2010	INCREASE OR DECREASE	PERCENT OF INCREASE OR DECREASE	PERCENT OF TOTAL FY 2010 APPROPRIATION
S2041	NARCOTICS, BUREAU OF	12,342,038	11,848,315	-493,723	-4.00	
S2041	PUBLIC SAFETY PLANNING, OFFICE OF	459,006	427,012	-31,994	-6.97	
S2041	SUPPORT SERVICES, DIVISION OF	4,304,323	4,007,301	-297,022	-6.90	
S2042	VETERANS' AFFAIRS BOARD	5,861,195	5,857,984	-3,211	-0.05	
	TOTAL MLTY, POLICE AND VETS' AFFAIRS	95,453,092	96,214,673	761,581	0.80	2.03
	LOCAL ASSISTANCE					
	TAX COMMISSION, STATE					
S2045	HOMESTEAD EXEMPTION REIMBURSEMENT	84,600,000	84,150,000	-450,000	-0.53	
	TOTAL LOCAL ASSISTANCE	84,600,000	84,150,000	-450,000	-0.53	1.77
	MISCELLANEOUS					
H0059	ARTS COMMISSION	1,406,859	1,457,411	50,552	3.59	
	TOTAL MISCELLANEOUS	1,406,859	1,457,411	50,552	3.59	0.03
	DEBT SERVICE					
	TREASURER'S OFFICE, STATE					
S2056	BANK SERVICE CHARGE	950,000	1,118,253	168,253	17.71	
S2056	BONDS & INTEREST PAYMENT	288,597,871	346,068,777	57,470,906	19.91	
	TOTAL DEBT SERVICE	289,547,871	347,187,030	57,639,159	19.91	7.31
	TOTAL CURRENT GEN FD APPROP (RECURRING)	5,023,672,577	4,748,807,251	-274,865,326	-5.47	100.00
	REAPPROPRIATIONS FROM FY 2009					
H0049	EDUC - GEN EDUC PRGS & HB 4 ADMIN	0	7,100,000	7,100,000	100.00	
H0045	LEGISLATIVE EXP REG - HOUSE CONTINGENCY	0	150,000	150,000	100.00	
H0045	LEGISLATIVE EXP REG - SENATE CONTINGENCY	0	150,000	150,000	100.00	
H0045	LEGISLATIVE REAPPORTIONMENT COM, JOINT	0	5,000	5,000	100.00	
	TOTAL REAPPROPRIATIONS FROM FY 2009	0	7,405,000	7,405,000	100.00	
	TOTAL CURRENT GEN FD APPROP & REAPPROP	5,023,672,577	4,756,212,251	-267,460,326	-5.32	

SCHEDULE II  
SPECIAL FUND APPROPRIATIONS  
FISCAL YEAR 2010 COMPARED WITH FISCAL YEAR 2009

FY 2010 BILL NO.	NAME OF AGENCY	APPROPRIATIONS FY 2009	APPROPRIATIONS FY 2010	INCREASE OR DECREASE	PERCENT OF INCREASE OR DECREASE
PART II - SPECIAL FUND AGENCIES					
AGRICULTURE & COMMERCE, DEPARTMENT OF					
S2049	BEAVER CONTROL PROGRAM	700,000	700,000	0	0.00
S2015	EGG MARKETING BOARD	74,805	74,805	0	0.00
S2011	ARCHITECTURE, BOARD OF	333,593	361,839	28,246	8.47
H0058	ARCH/HIST - LOCAL GOVT RECORDS PRG	75,309	75,377	68	0.09
H0008	ATHLETIC COMMISSION	175,000	175,050	50	0.03
H1702	ATT GEN-JUDGMENTS/SETTLEMENT AGREEMENTS	1,465,846	0	-1,465,846	-100.00
H0019	AUCTIONEERS COMMISSION	107,833	107,896	63	0.06
S2002	BANKING & CONSUMER FINANCE, DEPT OF	7,794,600	7,706,691	-87,909	-1.13
H0020	BARBER EXAMINERS, BOARD OF	272,653	272,776	123	0.05
H0023	CAPITAL DEFENSE COUNSEL, OFFICE OF	1,027,357	1,294,951	267,594	26.05
H0024	CAPITAL POST-CONVICTION COUNSEL, OFC OF	736,853	772,878	36,025	4.89
S2020	CHIROPRACTIC EXAMINERS, BOARD OF	60,377	60,252	-125	-0.21
H0012	COAST COLISEUM COMMISSION, MISSISSIPPI	4,213,098	4,917,656	704,558	16.72
S2038	CORRECTIONS - FARMING OPERATIONS	2,960,829	4,001,145	1,040,316	35.14
H0016	COSMETOLOGY, BOARD OF	938,224	922,323	-15,901	-1.69
S2005	DENTAL EXAMINERS, BOARD OF	793,030	767,212	-25,818	-3.26
S2039	EMERG MGMT - HURRICANE DISASTER RESERVE	143,000,000	137,000,000	-6,000,000	-4.20
S2003	EMPLOYMENT SECURITY, MS DEPARTMENT OF	217,720,633	224,735,663	7,015,030	3.22
H0015	ENGINEERS & LAND SURVEYORS, BOARD OF	606,688	604,525	-2,163	-0.36
S2016	FAIR & COLISEUM COMMISSION - SUPPORT	4,629,141	4,790,428	161,287	3.48
S2051	DIXIE NATIONAL LIVESTOCK SHOW	954,150	954,150	0	0.00
FINANCE & ADMINISTRATION, DEPARTMENT OF					
S2054	ARRA ACCOUNTABILITY	0	4,000,000	4,000,000	100.00
S2054	TORT CLAIMS BOARD	9,346,487	9,271,520	-74,967	-0.80
	VETERANS MEMORIAL STADIUM COMMISSION	1,706,200	0	-1,706,200	-100.00
H0056	FOREST INVENTORY INSTITUTE (SEE SCHED I)	219,840	221,075	1,235	0.56
H0026	FORESTERS, BOARD OF REGISTRATION FOR	33,300	36,000	2,700	8.11
S2006	FUNERAL SERVICES, BOARD OF	243,759	194,706	-49,053	-20.12
S2047	GAMING COMMISSION (SEE SCHED I)	6,896,444	12,758,367	5,861,923	85.00
S2019	GEOLOGISTS, BOARD OF REGISTERED PROFESS	128,371	137,015	8,644	6.73
H0031	GULFPORT, MS STATE PORT AUTHORITY AT	68,781,870	117,314,169	48,532,299	70.56
HEALTH, STATE DEPARTMENT OF					
H0055	BURN CARE FUND, MISSISSIPPI	3,000,000	3,000,000	0	0.00
H0055	LOCAL GOVERNMENTS & RURAL WATER	28,000,000	28,000,000	0	0.00
H0025	INDIGENT APPEALS, OFFICE OF	1,487,415	1,475,918	-11,497	-0.77
S2021	INFORMATION TECHNOLOGY SERVICES, DEPT OF	38,232,998	37,244,805	-988,193	-2.58
S2021	WIRELESS COMMUNICATION COMMISSION	50,000,000	50,000,000	0	0.00
H0032	INSURANCE, DEPARTMENT OF	29,658,944	51,023,223	21,364,279	72.03
H0032	RURAL FIRE TRUCK ACQUISITION ASSIST	5,013,500	5,963,622	950,122	18.95

SCHEDULE II  
SPECIAL FUND APPROPRIATIONS  
FISCAL YEAR 2010 COMPARED WITH FISCAL YEAR 2009

FY 2010 BILL NO.	NAME OF AGENCY	APPROPRIATIONS FY 2009	APPROPRIATIONS FY 2010	INCREASE OR DECREASE	PERCENT OF INCREASE OR DECREASE
H0060	MARINE RESOURCES - TIDELANDS PROJECTS	5,400,000	7,000,000	1,600,000	29.63
S2007	MESSAGE THERAPY, BOARD OF	290,000	290,000	0	0.00
H0009	MEDICAL LICENSURE, BOARD OF	2,152,350	2,216,674	64,324	2.99
S2012	MOTOR VEHICLE COMMISSION	291,066	289,361	-1,705	-0.59
H0014	NURSING, BOARD OF	2,510,111	3,576,250	1,066,139	42.47
H0013	NURSING HOME ADMINISTRATORS, BOARD OF	160,760	147,066	-13,694	-8.52
H0003	OIL & GAS BOARD	2,852,254	2,685,556	-166,698	-5.84
H0021	OPTOMETRY, BOARD OF	117,473	117,473	0	0.00
H0027	PAT HARRISON WATERWAY DISTRICT	6,699,201	6,754,638	55,437	0.83
H0029	PEARL RIVER BASIN DEVELOPMENT DISTRICT	1,410,660	1,724,649	313,989	22.26
H0030	PEARL RIVER VALLEY WATER SUPPLY DISTRICT	16,845,940	16,800,789	-45,151	-0.27
S2017	PERSONNEL BOARD	5,726,999	5,580,935	-146,064	-2.55
	TRAINING FUND ACCOUNT	382,454	0	-382,454	-100.00
S2008	PHARMACY, BOARD OF	1,849,980	2,123,979	273,999	14.81
H0010	PHYSICAL THERAPY, BOARD OF	263,505	261,387	-2,118	-0.80
S2009	PROFESSIONAL COUNSELORS LICENSING BOARD	124,151	121,500	-2,651	-2.14
H0011	PSYCHOLOGY, BOARD OF	114,668	114,668	0	0.00
S2013	PUBLIC ACCOUNTANCY, BOARD OF	642,609	654,304	11,695	1.82
S2014	PUBLIC CONTRACTORS, BOARD OF	2,027,397	2,117,238	89,841	4.43
	PUBLIC EMPLOYEES' RETIREMENT SYSTEM				
H0002	ADMINISTRATION & BUILDING	12,527,529	12,682,003	154,474	1.23
H0002	COMPUTER PROJECT	3,600,000	3,000,000	-600,000	-16.67
	PUBLIC SAFETY, DEPARTMENT OF				
S2041	COUNCIL ON AGING	415,707	415,832	125	0.03
S2041	COUNTY JAIL OFFICER STDS/TNG, BOARD ON	367,875	367,935	60	0.02
S2041	EMERGENCY TELECOMMUNICATIONS, BOARD OF	575,870	575,985	115	0.02
S2041	LAW ENFORCEMENT OFFICERS' STDS/TNG	2,474,206	2,474,616	410	0.02
H0001	PUBLIC SERVICE COMMISSION	5,749,254	6,030,903	281,649	4.90
H0001	NO-CALL TELEPHONE SOLICITATION	160,000	300,000	140,000	87.50
H0002	PUBLIC UTILITIES STAFF	2,436,530	2,519,275	82,745	3.40
H0006	REAL ESTATE COMMISSION	1,454,333	1,469,512	15,179	1.04
H0007	APPRAISER LICENSING & CERTIFICATION BD	449,579	474,715	25,136	5.59
S2018	SECRETARY OF STATE	14,169,988	12,845,939	-1,324,049	-9.34
H0017	SOC WKS/MARR/FAMILY THERAPIST, EXAM FOR	364,788	364,949	161	0.04
H0033	STATE FIRE ACADEMY	5,505,231	5,500,537	-4,694	-0.09
	SUPREME COURT				
H0048	BAR ADMISSIONS, BOARD OF	373,618	373,788	170	0.05
H0048	CONTINUING LEGAL EDUCATION FUND	123,978	124,046	68	0.05
H0001	TOMBIGBEE RIVER VALLEY WATER MGMT DIST	4,055,873	4,192,747	136,874	3.37
	TREASURER'S OFFICE, STATE				
S2057	INVESTING FUNDS	125,000	125,000	0	0.00

SCHEDULE II  
SPECIAL FUND APPROPRIATIONS  
FISCAL YEAR 2010 COMPARED WITH FISCAL YEAR 2009

FY 2010 BILL NO.	NAME OF AGENCY	APPROPRIATIONS FY 2009	APPROPRIATIONS FY 2010	INCREASE OR DECREASE	PERCENT OF INCREASE OR DECREASE
S2057	MACS PROGRAM - ADMINISTRATIVE FUND	181,357	181,461	104	0.06
S2057	MPACT PROGRAM - ADMINISTRATIVE FUND	1,437,551	1,554,557	117,006	8.14
S2057	MPACT TRUST FUND - TUITION PAYMENTS	18,000,000	18,000,000	0	0.00
H0018	VETERANS' HOME PURCHASE BOARD	46,020,859	46,706,800	685,941	1.49
S2010	VETERINARY MEDICINE, BOARD OF	226,810	231,405	4,595	2.03
S2004	WORKERS' COMPENSATION COMMISSION	6,112,316	6,048,161	-64,155	-1.05
H0028	YELLOW CREEK STATE INLAND PORT AUTHORITY	6,941,705	6,862,363	-79,342	-1.14
	TOTAL PART II - SPECIAL FUND AGENCIES	815,100,682	896,935,033	81,834,351	10.04
PART III - TRANSPORTATION DEPT					
H0022	TRANSPORTATION, DEPARTMENT OF	1,035,191,900	1,050,170,401	14,978,501	1.45
S2022	STATE AID ROAD CONSTRUCTION, OFFICE OF	183,654,241	183,754,251	100,010	0.05
	TOTAL PART III - TRANSPORTATION DEPARTMENT	1,218,846,141	1,233,924,652	15,078,511	1.24
	TOTAL SPECIAL FUND APPROPRIATION (RECURRING)	2,033,946,823	2,130,859,685	96,912,862	4.76
SPECIAL FD APPROP (NON-RECURRING)					
	FIN & ADMIN - BLDG - DISCRETIONARY R&R	9,589,280	0	-9,589,280	-100.00
	TOTAL SPECIAL FD APPROP (NON-RECURRING)	9,589,280	0	-9,589,280	-100.00
	TOTAL SPECIAL FUND APPROPRIATION	2,043,536,103	2,130,859,685	87,323,582	4.27
REAPPROPRIATIONS FROM FY 2009					
S2025	FIN & ADMIN - BLDG - DISCRETIONARY R&R	0	25,585,937	25,585,937	100.00
S2041	PUB SAFETY - CL - MEDICAL EXAMINER	0	311,037	311,037	100.00
H0048	SUPREME COURT - TRIAL JUDGES - HB 1593	0	300,000	300,000	100.00
H0048	SUPREME COURT - TRIAL JUDGES - HB 1702	0	400,000	400,000	100.00
	TOTAL REAPPROPRIATIONS FROM FY 2009	0	26,596,974	26,596,974	100.00
	TOTAL SPECIAL FUND APPROP & REAPPROP	2,043,536,103	2,157,456,659	113,920,556	5.57

SCHEDULE IV  
FISCAL YEAR 2010 TOTAL STATE APPROPRIATIONS

BILL NO.	NAME OF AGENCY	SPECIAL FUNDS			TOTAL SPECIAL FUNDS	TOTAL APPROPRIATIONS
		GENERAL FUNDS	FEDERAL FUNDS	OTHER FUNDS		
PART I - GENERAL FUND AGENCIES						
LEGISLATIVE						
H0045	LEGISLATIVE EXPENSE - MONTHLY ALLOWANCE	3,551,449	0	0	0	3,551,449
H0045	LEGISLATIVE EXPENSE - REGULAR	16,409,064	0	0	0	16,409,064
H0045	LEGISLATIVE BUDGET COMMITTEE, JOINT	2,999,683	0	0	0	2,999,683
H0045	LEGISLATIVE PEER COMMITTEE, JOINT	2,200,567	0	0	0	2,200,567
H0045	LEGISLATIVE REAPPORTIONMENT COM, JOINT	175,159	0	15,000	15,000	190,159
H0045	ENERGY COUNCIL, THE	32,000	0	0	0	32,000
H0045	INTERSTATE COOPERATION, COMMISSION ON	237,350	0	0	0	237,350
H0045	SOUTHERN GROWTH POLICIES BOARD	28,177	0	0	0	28,177
H0045	SOUTHERN STATES ENERGY BOARD	29,077	0	0	0	29,077
H0045	UNIFORM STATE LAWS, COMMISSION ON	37,200	0	0	0	37,200
	<b>TOTAL LEGISLATIVE</b>	<b>25,699,726</b>	<b>0</b>	<b>15,000</b>	<b>15,000</b>	<b>25,714,726</b>
JUDICIARY AND JUSTICE						
H0046	ATTORNEY GENERAL'S OFFICE	9,563,929	3,196,183	13,769,508	16,965,691	26,529,620
H0046	STATUS OF WOMEN, COMM ON THE	48,300	0	100,000	100,000	148,300
H0047	DISTRICT ATTORNEYS & STAFF	16,671,353	21,600	546,750	568,350	17,239,703
S2044	JUDICIAL PERFORMANCE COMMISSION	360,564	0	237,494	237,494	598,058
SUPREME COURT						
H0048	SUPREME COURT SERVICES, OFFICE OF	5,991,709	0	200,000	200,000	6,191,709
H0048	ADMINISTRATIVE OFFICE OF COURTS	3,747,533	0	15,845,335	15,845,335	19,592,868
H0048	COURT OF APPEALS	4,878,956	0	0	0	4,878,956
H0048	TRIAL JUDGES	19,742,381	0	881,000	881,000	20,623,381
	<b>TOTAL JUDICIARY AND JUSTICE</b>	<b>61,004,725</b>	<b>3,217,783</b>	<b>31,580,087</b>	<b>34,797,870</b>	<b>95,802,595</b>
EXECUTIVE AND ADMINISTRATIVE						
S2043	ETHICS COMMISSION	596,412	0	54,520	54,520	650,932
GOVERNOR'S OFFICE						
S2055	GOVERNOR'S MANSION	679,875	0	0	0	679,875
S2055	GOVERNOR'S SUPPORT	2,235,830	1,876,857	0	1,876,857	4,112,687
	<b>TOTAL EXECUTIVE AND ADMINISTRATIVE</b>	<b>3,512,117</b>	<b>1,876,857</b>	<b>54,520</b>	<b>1,931,377</b>	<b>5,443,494</b>
FISCAL AFFAIRS						
S2053	AUDIT, DEPARTMENT OF	6,532,021	0	6,173,628	6,173,628	12,705,649
S2054	FINANCE & ADMINISTRATION, DEPT OF	11,277,920	236,970	37,127,224	37,364,194	48,642,114
S2045	TAX COMMISSION, STATE	73,855,688	0	4,703,887	4,703,887	78,559,575
S2045	LICENSE TAG COMMISSION	1,969,310	0	0	0	1,969,310
S2057	TREASURER'S OFFICE, STATE	511,637	0	2,514,638	2,514,638	3,026,275
S2057	HEALTH CARE TRUST FUND BOARD	33,802	0	59,671	59,671	93,473
	<b>TOTAL FISCAL AFFAIRS</b>	<b>94,180,378</b>	<b>236,970</b>	<b>50,579,048</b>	<b>50,816,018</b>	<b>144,996,396</b>
PUBLIC EDUCATION						
EDUCATION, DEPARTMENT OF						
H0049	GEN EDUC PRGS & HB 4 ADMINISTRATION	104,417,354	783,834,673	106,080,194	889,914,867	994,332,221
H0049	CHICKASAW INTEREST	13,004,818	0	0	0	13,004,818
H0049	MISSISSIPPI ADEQUATE EDUCATION PRG	1,903,186,090	111,540,751	227,410,671	338,951,422	2,242,137,512

SCHEDULE IV  
FISCAL YEAR 2010 TOTAL STATE APPROPRIATIONS

BILL NO.	NAME OF AGENCY	SPECIAL FUNDS			TOTAL SPECIAL FUNDS	TOTAL APPROPRIATIONS
		GENERAL FUNDS	FEDERAL FUNDS	OTHER FUNDS		
H0049	SCHOOLS FOR THE BLIND & DEAF	12,163.010	716.559	0	716,559	12,879,569
H0049	VOCATIONAL & TECHNICAL EDUCATION	76,377.835	16,016.870	7,863.746	23,880,616	100,258,451
H0050	EDUCATIONAL TELEVISION AUTHORITY	6,813.176	447.460	7,013,324	7,460,784	14,273,960
H0051	LIBRARY COMMISSION	13,124.321	2,215.376	493.847	2,709,223	15,833,544
	<b>TOTAL PUBLIC EDUCATION</b>	<b>2,129,086,604</b>	<b>914,771,689</b>	<b>348,861,782</b>	<b>1,263,633,471</b>	<b>3,392,720,075</b>
	HIGHER EDUCATION					
	INSTITUTIONS OF HIGHER LEARNING					
S2035	UNIVERSITIES - GENERAL SUPPORT - CONS	341,091.088	16,147.860	513,835.127	529,982.987	871,074.075
S2034	UNIVERSITIES - SUBSIDIARY PRGS - CONS	27,565.547	31,853.703	40,205.752	72,059.455	99,625.002
S2032	STUDENT FINANCIAL AID	30,200.449	253.778	3,978.696	4,232.474	34,432.923
S2033	UM - UNIV MEDICAL CENTER - CONS	207,450.541	143,743.448	615,198.022	758,941.470	966,392.011
	COMMUNITY & JUNIOR COLLEGES :					
S2036	ADMINISTRATION	7,771.227	7,863.574	69,446.286	77,309.860	85,081.087
S2037	SUPPORT	205,871.968	0	37,125.429	37,125.429	242,997.397
	<b>TOTAL HIGHER EDUCATION</b>	<b>819,950,820</b>	<b>199,862,363</b>	<b>1,279,789,312</b>	<b>1,479,651,675</b>	<b>2,299,602,495</b>
	PUBLIC HEALTH					
H0055	HEALTH, STATE DEPARTMENT OF	31,790.911	182,192.464	169,224.941	351,417.405	383,208.316
	<b>TOTAL PUBLIC HEALTH</b>	<b>31,790.911</b>	<b>182,192.464</b>	<b>169,224,941</b>	<b>351,417,405</b>	<b>383,208,316</b>
	HOSPITALS AND HOSPITAL SCHOOLS					
S2046	MENTAL HEALTH, DEPARTMENT OF - CONS	220,418,554	65,430,008	369,319,967	434,749,975	655,168,529
	<b>TOTAL HOSPITALS AND HOSPITAL SCHOOLS</b>	<b>220,418,554</b>	<b>65,430,008</b>	<b>369,319,967</b>	<b>434,749,975</b>	<b>655,168,529</b>
	AGRICULTURE AND ECONOMIC DEV					
	AGRICULTURE AND COMMERCE UNITS					
S2049	AGRICULTURE & COMMERCE, DEPARTMENT OF	9,536.243	2,560,454	3,586.397	6,146.851	15,683,094
S2050	ANIMAL HEALTH, BOARD OF	1,408.605	507,117	120,000	627,117	2,035,722
S2051	FAIR COMMISSION - CNTY LIVESTOCK SHOWS	224,757	0	87,000	87,000	311,757
	<b>TOTAL AGRIC AND COMMERCE UNITS</b>	<b>11,169,605</b>	<b>3,067,571</b>	<b>3,793,397</b>	<b>6,860,968</b>	<b>18,030,573</b>
	IHL AGRICULTURAL UNITS					
	INSTITUTIONS OF HIGHER LEARNING - AG PRG					
S2027	ASU - AGRICULTURAL PROGRAMS	5,586,114	0	21,004	21,004	5,607,118
S2028	MSU - AG & FORESTRY EXPERIMENT STATION	22,473,067	3,850,000	3,196,714	7,046,714	29,519,781
S2029	MSU - COOPERATIVE EXTENSION SERVICE	28,393,985	10,502,971	4,807,685	15,310,656	43,704,641
S2030	MSU - FOREST & WILDLIFE RESEARCH CENTER	5,860,086	791,374	369,306	1,160,680	7,020,766
S2031	MSU - VETERINARY MEDICINE, COLLEGE OF	14,918,191	840,152	12,366,853	13,207,005	28,125,196
	<b>TOTAL IHL - AGRICULTURAL UNITS</b>	<b>77,231,443</b>	<b>15,984,497</b>	<b>20,761,562</b>	<b>36,746,059</b>	<b>113,977,502</b>
	ECONOMIC AND COMMUNITY DEV UNITS					
	MISSISSIPPI DEVELOPMENT AUTHORITY					
S2048	MS DEVELOPMENT AUTHORITY - SUPPORT	23,786.989	1,826,372.093	10,152.557	1,836,524.650	1,860,311,639
S2048	ENTERP INNOVATIVE GEOSPATIAL SOLUTIONS	660.425	0	0	0	660,425

SCHEDULE IV  
FISCAL YEAR 2010 TOTAL STATE APPROPRIATIONS

BILL NO.	NAME OF AGENCY	SPECIAL FUNDS				TOTAL APPROPRIATIONS
		GENERAL FUNDS	FEDERAL FUNDS	OTHER FUNDS	TOTAL SPECIAL FUNDS	
S2048	MISSISSIPPI TECHNOLOGY ALLIANCE	751,110	0	0	0	751,110
	TOTAL ECONOMIC AND COMM DEV UNITS	25,198,524	1,826,372,093	10,152,557	1,836,524,650	1,861,723,174
	TOTAL AGRICULTURE AND ECONOMIC DEV	113,599,572	1,845,424,161	34,707,516	1,880,131,677	1,993,731,249
CONSERVATION						
H0058	ARCHIVES & HISTORY, DEPARTMENT OF	9,697,734	18,176,484	2,699,910	20,876,394	30,574,128
H0058	STATEWIDE ORAL HISTORY PROJECT	150,000	0	0	0	150,000
H0053	ENVIRONMENTAL QUALITY, DEPARTMENT OF	14,305,836	154,363,593	92,412,740	246,776,333	261,082,169
H0056	FORESTRY COMMISSION	19,652,231	3,853,697	7,841,278	11,694,975	31,347,206
H0061	GRAND GULF MILITARY MONUMENT COMMISSION	267,654	0	126,832	126,832	394,486
H0060	MARINE RESOURCES, DEPARTMENT OF	1,850,783	2,633,682	7,213,514	9,847,196	11,697,979
H0062	MISSISSIPPI RIVER PARKWAY COMMISSION	24,252	0	0	0	24,252
H0057	SOIL & WATER CONSERVATION COMMISSION	883,034	650,000	3,279,238	3,929,238	4,812,272
S2052	TENNESSEE-TOMBIGBEE WATERWAY DEV AUTH	149,464	0	249,098	249,098	398,562
H0052	WILDLIFE/FISHERIES/PARKS, DEPT OF - CONS	8,528,305	15,717,317	50,371,635	66,088,952	74,617,257
	TOTAL CONSERVATION	55,509,293	195,394,773	164,194,245	359,589,018	415,098,311
CORRECTIONS						
CORRECTIONS, DEPARTMENT OF						
S2038	SUPPORT	144,633,514	0	25,890,816	25,890,816	170,524,330
S2038	MEDICAL SERVICES	31,360,624	0	14,480,685	14,480,685	45,841,309
S2038	PAROLE BOARD	682,570	0	62,179	62,179	744,749
S2038	PRIVATE PRISONS	53,525,288	0	27,606,014	27,606,014	81,131,302
S2038	REGIONAL FACILITIES	25,031,372	0	8,315,494	8,315,494	33,346,866
S2038	REIMBURSEMENT - LOCAL CONFINEMENT	7,838,264	0	998,450	998,450	8,836,714
	TOTAL CORRECTIONS	263,071,632	0	77,353,638	77,353,638	340,425,270
SOCIAL WELFARE						
H0054	GOVERNOR'S OFFICE - MEDICAID, DIV OF	258,260,500	4,100,403,354	663,157,600	4,763,560,954	5,021,821,454
H0063	HUMAN SERVICES, DEPARTMENT OF - CONS	128,568,248	700,291,037	23,037,931	723,328,968	851,897,216
H0064	REHABILITATION SERVICES, DEPT OF - CONS	15,145,057	106,483,778	89,836,251	196,320,029	211,465,086
	TOTAL SOCIAL WELFARE	401,973,805	4,907,178,169	776,031,782	5,683,209,951	6,085,183,756
MLTY, POLICE AND VETS' AFFAIRS						
S2039	EMERGENCY MANAGEMENT AGENCY	5,780,499	19,249,197	237,519	19,486,716	25,267,215
S2039	DISASTER RELIEF - CONSOLIDATED	1,525,576	883,256,502	53,014,425	936,270,927	937,796,503
S2040	MILITARY DEPARTMENT - CONSOLIDATED	8,503,578	52,570,615	2,184,677	54,755,292	63,258,870
PUBLIC SAFETY, DEPARTMENT OF						
S2041	CRIME LAB	7,836,401	0	1,708,805	1,708,805	9,545,206
S2041	CRIME LAB - STATE MEDICAL EXAMINER	191,056	0	296,505	296,505	487,561
S2041	HIGHWAY SAFETY PATROL, DIVISION OF	49,385,867	5,639,052	24,062,802	29,701,854	79,087,721
S2041	HOMELAND SECURITY, OFFICE OF	192,826	20,528,292	584	20,528,876	20,721,702
S2041	JUVENILE FACILITY MONITORING UNIT	105,534	92	250,060	250,152	355,686
S2041	LAW ENFORCE OFFICERS' TNG ACADEMY	552,724	0	1,324,491	1,324,491	1,877,215
S2041	NARCOTICS, BUREAU OF	11,848,315	1,084,540	238,575	1,323,115	13,171,430
S2041	PUBLIC SAFETY PLANNING, OFFICE OF	427,012	29,951,401	0	29,951,401	30,378,413
S2041	SUPPORT SERVICES, DIVISION OF	4,007,301	0	4,147,354	4,147,354	8,154,655



SCHEDULE IV  
FISCAL YEAR 2010 TOTAL STATE APPROPRIATIONS

BILL NO.	NAME OF AGENCY	GENERAL FUNDS	SPECIAL FUNDS			TOTAL APPROPRIATIONS
			FEDERAL FUNDS	OTHER FUNDS	TOTAL SPECIAL FUNDS	
S2042	VETERANS' AFFAIRS BOARD	5,857,984	13,817,215	13,332,452	27,149,667	33,007,651
	TOTAL MLTY. POLICE AND VETS' AFFAIRS	96,214,673	1,026,096,906	100,798,249	1,126,895,155	1,223,109,828
	LOCAL ASSISTANCE					
S2045	TAX COMM - HOMESTEAD EXEMPTION REIMBURSE	84,150,000	0	0	0	84,150,000
	TOTAL LOCAL ASSISTANCE	84,150,000	0	0	0	84,150,000
	MISCELLANEOUS					
H0059	ARTS COMMISSION	1,457,411	622,253	823,671	1,445,924	2,903,335
	TOTAL MISCELLANEOUS	1,457,411	622,253	823,671	1,445,924	2,903,335
	DEBT SERVICE					
	TREASURER'S OFFICE, STATE					
S2056	BANK SERVICE CHARGE	1,118,253	0	0	0	1,118,253
S2056	BONDS & INTEREST PAYMENT	346,068,777	0	130,165,828	130,165,828	476,234,605
	TOTAL DEBT SERVICE	347,187,030	0	130,165,828	130,165,828	477,352,858
	TOTAL CURRENT GEN FD APPROP (RECURRING)	4,748,807,251	9,342,304,396	3,533,499,586	12,875,803,982	17,624,611,233
	REAPPROPRIATIONS FROM FY 2009					
H0049	EDUC - GEN EDUC PRGS & HB 4 ADMIN	7,100,000	0	0	0	7,100,000
H0045	LEGISLATIVE EXP REG - HOUSE CONTINGENCY	150,000	0	0	0	150,000
H0045	LEGISLATIVE EXP REG - SENATE CONTINGENCY	150,000	0	0	0	150,000
H0045	LEGISLATIVE REAPPORTIONMENT COM, JOINT	5,000	0	0	0	5,000
	TOTAL REAPPROPRIATIONS FROM FY 2009	7,405,000	0	0	0	7,405,000
	TOTAL CURRENT GEN FD APPROP & REAPPROP	4,756,212,251	9,342,304,396	3,533,499,586	12,875,803,982	17,632,016,233
	PART II - SPECIAL FUND AGENCIES					
	AGRICULTURE & COMMERCE, DEPARTMENT OF					
S2049	BEAVER CONTROL PROGRAM	0	0	700,000	700,000	700,000
S2015	EGG MARKETING BOARD	0	0	74,805	74,805	74,805
S2011	ARCHITECTURE, BOARD OF	0	0	361,839	361,839	361,839
H0058	ARCH/HIST - LOCAL GOVT RECORDS PRG	0	0	75,377	75,377	75,377
H0008	ATHLETIC COMMISSION	0	0	175,050	175,050	175,050
H0019	AUCTIONEERS COMMISSION	0	0	107,896	107,896	107,896
S2002	BANKING & CONSUMER FINANCE, DEPT OF	0	0	7,706,691	7,706,691	7,706,691
H0020	BARBER EXAMINERS, BOARD OF	0	0	272,776	272,776	272,776
H0023	CAPITAL DEFENSE COUNSEL, OFFICE OF	0	0	1,294,951	1,294,951	1,294,951
H0024	CAPITAL POST-CONVICTION COUNSEL, OFC OF	0	0	772,878	772,878	772,878
S2020	CHIROPRACTIC EXAMINERS, BOARD OF	0	0	60,252	60,252	60,252
H0012	COAST COLISEUM COMMISSION, MISSISSIPPI	0	0	4,917,656	4,917,656	4,917,656
S2038	CORRECTIONS - FARMING OPERATIONS	0	0	4,001,145	4,001,145	4,001,145
H0016	COSMETOLOGY, BOARD OF	0	0	922,323	922,323	922,323
S2005	DENTAL EXAMINERS, BOARD OF	0	0	767,212	767,212	767,212
S2039	EMERG MGMT - HURRICANE DISASTER RESERVE	0	0	137,000,000	137,000,000	137,000,000

SCHEDULE IV  
FISCAL YEAR 2010 TOTAL STATE APPROPRIATIONS

BILL NO.	NAME OF AGENCY	GENERAL FUNDS	SPECIAL FUNDS			TOTAL APPROPRIATIONS
			FEDERAL FUNDS	OTHER FUNDS	TOTAL SPECIAL FUNDS	
S2003	EMPLOYMENT SECURITY, MS DEPARTMENT OF	0	222,686,809	2,048,854	224,735,663	224,735,663
H0015	ENGINEERS & LAND SURVEYORS, BOARD OF	0	0	604,525	604,525	604,525
S2016	FAIR & COLISEUM COMMISSION - SUPPORT	0	0	4,790,428	4,790,428	4,790,428
S2051	DIXIE NATIONAL LIVESTOCK SHOW	0	0	954,150	954,150	954,150
	FINANCE & ADMINISTRATION, DEPARTMENT OF					
S2054	ARRA ACCOUNTABILITY	0	0	4,000,000	4,000,000	4,000,000
S2054	TORT CLAIMS BOARD	0	0	9,271,520	9,271,520	9,271,520
H0056	FOREST INVENTORY, MS INSTITUTE FOR	0	0	221,075	221,075	221,075
H0026	FORESTERS, BOARD OF REGISTRATION FOR	0	0	36,000	36,000	36,000
S2006	FUNERAL SERVICES, BOARD OF	0	0	194,706	194,706	194,706
S2047	GAMING COMMISSION	0	0	12,758,367	12,758,367	12,758,367
S2019	GEOLOGISTS, BOARD OF REGISTERED PROFESS	0	0	137,015	137,015	137,015
H0031	GULFPORT, MS STATE PORT AUTHORITY; AT	0	0	117,314,169	117,314,169	117,314,169
	HEALTH, STATE DEPARTMENT OF					
H0055	BURN CARE FUND, MISSISSIPPI	0	0	3,000,000	3,000,000	3,000,000
H0055	LOCAL GOVERNMENTS & RURAL WATER	0	27,263,131	736,869	28,000,000	28,000,000
H0025	INDIGENT APPEALS, OFFICE OF	0	0	1,475,918	1,475,918	1,475,918
S2021	INFORMATION TECHNOLOGY SERVICES, DEPT OF	0	0	37,244,805	37,244,805	37,244,805
S2021	WIRELESS COMMUNICATION COMMISSION	0	50,000,000	0	50,000,000	50,000,000
H0032	INSURANCE, DEPARTMENT OF	0	0	51,023,223	51,023,223	51,023,223
H0032	RURAL FIRE TRUCK ACQUISITION ASSIST PRG	0	0	5,963,622	5,963,622	5,963,622
H0060	MARINE RESOURCES - TIDELANDS PROJECTS	0	0	7,000,000	7,000,000	7,000,000
S2007	MASSAGE THERAPY, BOARD OF	0	0	290,000	290,000	290,000
H0009	MEDICAL LICENSURE, BOARD OF	0	0	2,216,674	2,216,674	2,216,674
S2012	MOTOR VEHICLE COMMISSION	0	0	289,361	289,361	289,361
H0014	NURSING, BOARD OF	0	0	3,576,250	3,576,250	3,576,250
H0013	NURSING HOME ADMINISTRATORS, BOARD OF	0	0	147,066	147,066	147,066
H0003	OIL & GAS BOARD	0	0	2,685,556	2,685,556	2,685,556
H0021	OPTOMETRY, BOARD OF	0	0	117,473	117,473	117,473
H0027	PAT HARRISON WATERWAY DISTRICT	0	0	6,754,638	6,754,638	6,754,638
H0029	PEARL RIVER BASIN DEVELOPMENT DISTRICT	0	0	1,724,649	1,724,649	1,724,649
H0030	PEARL RIVER VALLEY WATER SUPPLY DISTRICT	0	500,000	16,300,789	16,800,789	16,800,789
S2017	PERSONNEL BOARD	0	0	5,580,935	5,580,935	5,580,935
S2008	PHARMACY, BOARD OF	0	0	2,123,979	2,123,979	2,123,979
H0010	PHYSICAL THERAPY, BOARD OF	0	0	261,387	261,387	261,387
S2009	PROFESSIONAL COUNSELORS LICENSING BOARD	0	0	121,500	121,500	121,500
H0011	PSYCHOLOGY, BOARD OF	0	0	114,668	114,668	114,668
S2013	PUBLIC ACCOUNTANCY, BOARD OF	0	0	654,304	654,304	654,304
S2014	PUBLIC CONTRACTORS, BOARD OF	0	0	2,117,238	2,117,238	2,117,238
	PUBLIC EMPLOYEES' RETIREMENT SYSTEM					
H0002	ADMINISTRATION & BUILDING	0	0	12,682,003	12,682,003	12,682,003
H0002	COMPUTER PROJECT	0	0	3,000,000	3,000,000	3,000,000
	PUBLIC SAFETY, DEPARTMENT OF					
S2041	COUNCIL ON AGING	0	0	415,832	415,832	415,832
S2041	COUNTY JAIL OFFICER STDS/TNG, BOARD ON	0	0	367,935	367,935	367,935
S2041	EMERGENCY TELECOMMUNICATIONS, BOARD OF	0	0	575,985	575,985	575,985
S2041	LAW ENFORCEMENT OFFICERS' STDS/TNG BOARD	0	0	2,474,616	2,474,616	2,474,616
H0001	PUBLIC SERVICE COMMISSION	0	0	6,030,903	6,030,903	6,030,903
H0001	NO-CALL TELEPHONE SOLICITATION	0	0	300,000	300,000	300,000
H0002	PUBLIC UTILITIES STAFF	0	0	2,519,275	2,519,275	2,519,275

SCHEDULE IV  
FISCAL YEAR 2010 TOTAL STATE APPROPRIATIONS

BILL NO.	NAME OF AGENCY	SPECIAL FUNDS			TOTAL SPECIAL FUNDS	TOTAL APPROPRIATIONS
		GENERAL FUNDS	FEDERAL FUNDS	OTHER FUNDS		
H0006	REAL ESTATE COMMISSION	0	0	1,469,512	1,469,512	1,469,512
H0007	APPRAISER LICENSING & CERTIFICATION BD	0	0	474,715	474,715	474,715
S2018	SECRETARY OF STATE	0	1,781,595	11,064,344	12,845,939	12,845,939
H0017	SOC WKS/MARR/FAMILY THERAPIST, EXAM FOR	0	0	364,949	364,949	364,949
H0033	STATE FIRE ACADEMY	0	0	5,500,537	5,500,537	5,500,537
	SUPREME COURT					
H0048	BAR ADMISSIONS, BOARD OF	0	0	373,788	373,788	373,788
H0048	CONTINUING LEGAL EDUCATION FUND	0	0	124,046	124,046	124,046
H0001	TOMBIGBEE RIVER VALLEY WATER MGMT DIST	0	0	4,192,747	4,192,747	4,192,747
	TREASURER'S OFFICE, STATE					
S2057	INVESTING FUNDS	0	0	125,000	125,000	125,000
S2057	MACS PROGRAM - ADMINISTRATIVE FUND	0	0	181,461	181,461	181,461
S2057	MPACT PROGRAM - ADMINISTRATIVE FUND	0	0	1,554,557	1,554,557	1,554,557
S2057	MPACT TRUST FUND - TUITION PAYMENTS	0	0	18,000,000	18,000,000	18,000,000
H0018	VETERANS' HOME PURCHASE BOARD	0	0	46,706,800	46,706,800	46,706,800
S2010	VETERINARY MEDICINE, BOARD OF	0	0	231,405	231,405	231,405
S2004	WORKERS' COMPENSATION COMMISSION	0	0	6,048,161	6,048,161	6,048,161
H0028	YELLOW CREEK STATE INLAND PORT AUTHORITY	0	400,000	6,462,363	6,862,363	6,862,363
	TOTAL PART II - SPECIAL FUND AGENCIES	0	302,631,535	594,303,498	896,935,033	896,935,033
	PART III - TRANSPORTATION DEPT					
H0022	TRANSPORTATION, DEPARTMENT OF	0	460,000,000	590,170,401	1,050,170,401	1,050,170,401
S2022	STATE AID ROAD CONSTRUCTION, OFFICE OF	0	96,000,000	87,754,251	183,754,251	183,754,251
	TOTAL PART III - TRANSPORTATION DEPARTMENT	0	556,000,000	677,924,652	1,233,924,652	1,233,924,652
	TOTAL SPECIAL FUND APPROPRIATION (RECURRING)					
		0	858,631,535	1,272,228,150	2,130,859,685	2,130,859,685
	REAPPROPRIATIONS FROM FY 2009					
S2025	FIN & ADMIN - BLDG - DISCRETIONARY R&R	0	0	25,585,937	25,585,937	25,585,937
S2041	PUB SAFETY - CL - MEDICAL EXAMINER	0	0	311,037	311,037	311,037
H0048	SUPREME COURT - TRIAL JUDGES - HB 1593	0	0	300,000	300,000	300,000
H0048	SUPREME COURT - TRIAL JUDGES - HB 1702	0	0	400,000	400,000	400,000
	TOTAL REAPPROPRIATIONS FROM FY 2009	0	0	26,596,974	26,596,974	26,596,974
	TOTAL SPECIAL FUND APPROP & REAPPROP					
		0	858,631,535	1,298,825,124	2,157,456,659	2,157,456,659
	TOTAL STATE APPROPRIATIONS					
		4,756,212,251	10,200,935,931	4,832,324,710	15,033,260,641	19,789,472,892

SCHEDULE V  
GENERAL AND SPECIAL FUNDS  
ADDITIONALS AND DEFICITS  
INCLUDED IN FY 2009  
(FOR INFORMATION ONLY)

<u>BILL NO.</u>	<u>NAME OF AGENCY</u>	<u>GENERAL FUNDS</u>	<u>SPECIAL FUNDS</u>	<u>TOTAL FUNDS</u>
H1702	TAX COMM - AD VALOREM TAG REDUCTION FD	25,000,000	0	25,000,000
H1702	ATTORNEY GENERAL-LEGAL FEES & JUDGMENTS	0	1,240,000	1,240,000
H0046	ATTORNEY GENERAL-LEGAL FEES-OLIVIA Y	0	225,846	225,846
S2037	COMMUNITY & JR COLLEGES - SUPPORT - ARRA	0	9,831,362	9,831,362
H1702	COSMETOLOGY, BOARD OF	0	56,763	56,763
H0865	DISTRICT ATTORNEYS & STAFF	0	588,000	588,000
H0865	EDUCATION, DEPT OF - MAEP	0	3,000,000	3,000,000
H0049	EDUCATION, DEPT OF - MAEP - ARRA	0	49,000,372	49,000,372
H1702	FIN & ADMIN-COST ALLOCATION DUE FED GOVT	0	1,480,843	1,480,843
H1702	FIN & ADMIN-TORT CLAIM-ST BLDG INSURANCE	0	8,500,000	8,500,000
S2035	IHL - UNIV - GEN SUPPORT - CONS - ARRA	0	15,725,277	15,725,277
S2033	IHL - UM - UMC CONS - ARRA	0	3,083,862	3,083,862
S2033	IHL - UM - UMC CONS - MEDICAID MATCH	0	559,623	559,623
S2031	IHL - MSU - VETERINARY MEDICINE - ARRA	0	840,152	840,152
H1702	JUDICIAL PERFORMANCE COMMISSION	0	25,000	25,000
H0054	MEDICAID, DIVISION OF - STATE MATCH FDS	0	34,223,696	34,223,696
H1702	MEDICAID - SPENDING AUTH - FED MATCH FDS	0	516,000,000	516,000,000
H0865	MEDICAID-TEMP DIALYSIS TRANSPORTATION PG	0	1,136,635	1,136,635
S2046	MENTAL HEALTH, DEPT OF - MH FACILITIES	0	7,000,000	7,000,000
H1702	PAT HARRISON WATERWAY DISTRICT	0	50,000	50,000
H1702	SUPREME COURT SERVICES - TRIAL JUDGES	0	400,000	400,000
H0474	TAX COMMISSION - LICENSE TAG COMMISSION	0	450,000	450,000
H1702	TREAS-DEBT SERV-BONDS & INTEREST PAYMENT	0	7,000,000	7,000,000
TOTAL STATE ADDITIONALS AND DEFICITS		25,000,000	660,417,431	685,417,431

## EDUCATION ENHANCEMENT FUND

<u>Program</u>	<u>FY 2009</u> <u>Appropriations</u>	<u>FY 2010</u> <u>Appropriations</u>
<u>General Education Program</u>		
General Education	\$ 720,432	\$ 720,432
Buildings and Buses	16,000,000	16,000,000
Supplies and Instructional Materials	7,000,000	7,292,600
Textbooks	0	0
School Millage Reduction	46,000,000	46,000,000
Tech Prep Bond Debt Service	<u>0</u>	<u>0</u>
Subtotal	\$ 69,720,432	\$ 70,013,032
Vocational and Technical Education	7,863,746	7,863,746
Mississippi Adequate Education Program	169,029,232	157,410,671
Mississippi Library Commission	493,847	493,847
Educational Television Authority	1,644,067	1,644,067
Community and Junior Colleges - Support	38,597,443	36,713,429
<u>Institutions of Higher Learning</u>		
Student Financial Aid	0	0
Universities - General Support - Consolidated	50,775,091	47,886,968
Universities - Subsidiary Prgs - Consolidated	437,425	437,425
UM - University Medical Center - Consolidated	3,837,770	3,837,770
ASU - Agricultural Programs	21,004	21,004
MSU - Agric and Forestry Experiment Station	1,267,044	1,267,044
MSU - Cooperative Extension Service	1,060,142	1,060,142
MSU - Forest and Wildlife Research Center	275,030	275,030
MSU - Veterinary Medicine, College of	<u>601,053</u>	<u>601,053</u>
Subtotal	\$ 58,274,559	\$ 55,386,436
Arts Commission	450,000	450,000
Wildlife - Project Wild	125,335	125,335
Public School Building Fund Diversion	<u>10,000,000</u>	<u>10,000,000</u>
Total	\$ 356,198,661	\$ 340,100,563

## HEALTH CARE EXPENDABLE FUND

<u>Program</u>	<u>FY 2009</u> <u>Appropriations</u>	<u>FY 2010</u> <u>Appropriations</u>
<u>Governor's Office - Medicaid, Division of</u>		
Chip Program at 200% level of poverty	\$ 3,541,227	\$ 2,879,024
Eyeglasses for adults	860,012	699,191
Home and Community Waiver Program	2,425,741	1,972,132
Disabled worker buy-in to the Medicaid Program	928,307	754,715
Dental fee increase	1,112,957	904,837
Miscellaneous	151,767	0
Medical Services Program Matching Funds	<u>55,523,209</u>	<u>0</u>
Subtotal	\$ 64,543,220	\$ 7,209,899
<u>Health, State Department of</u>		
Maternal and Child Health Program	1,242,943	1,242,943
Early Intervention Program	221,954	221,954
Health Department Programs	2,142,173	2,142,173
Mississippi Qualified Health Center Grant Program	3,551,267	3,551,267
Trauma Care System	<u>0</u>	<u>0</u>
Subtotal	\$ 7,158,337	\$ 7,158,337
<u>Mental Health, Department of</u>		
Expenses of the Department of Mental Health	4,259,790	4,259,790
Alzheimer's Disease Services Development and Implementation of SB 2100, 1997 Regular Session	379,417	379,417
Medicaid Matching Funds	3,896,641	3,896,641
Psychotropic Drugs or Medicaid Match	252,944	252,944
Alzheimer's Disease Program, Prepayment to Medicaid, etc	505,890	505,890
Holding Centers, Group Homes, Substance Abuse Programs, Children's Programs, Prepayment of Medicaid, etc	2,727,792	2,727,792
Crisis Centers (SB 3132)	636,374	636,374
Physician Services at Community Mental Health Centers	1,138,252	1,138,252
Specialize Treatment Facility	104,196	104,196
Grant for Epilepsy Foundation of Mississippi	<u>50,590</u>	<u>50,590</u>
Subtotal	\$ 13,951,886	\$ 13,951,886
<u>Rehabilitation Services, Department of</u>		
Fully Match all Available Federal Funds	2,782,590	2,782,590
Independent Living Prg (Including State Attendant Care Prg)	854,903	854,903
Deaf and Hard of Hearing	<u>44,309</u>	<u>44,309</u>
Subtotal	\$ 3,681,802	\$ 3,681,802
<u>Institutions of Higher Learning</u>		
Student Financial Aid	177,563	0
University Medical Center - Consolidated	<u>2,202,868</u>	<u>2,380,431</u>
Subtotal	\$ 2,380,431	\$ 2,380,431
<u>Education, Department of</u>		
Mississippi Eye Screening Program	126,472	126,472
<u>Treasurer's Office, State</u>		
State Administrative Costs	59,671	59,671
<u>Veterans' Affairs Board</u>		
Veterans' Homes	354,123	331,502
<u>Unallocated</u>	<u>0</u>	<u>60,000,000</u>
Total	\$ 92,255,942	\$ 94,900,000

**TOBACCO CONTROL PROGRAM FUND**  
(Created in Senate Bill 2764, 2007 Regular Session)

<u>Program</u>	FY 2009 <u>Appropriations</u>	FY 2010 <u>Appropriations</u>
<u>IHL - UM - University Medical Center</u>		
Cancer Institute	\$ 5,000,000	\$ 5,000,000
A Comprehensive Tobacco Center (ACT)	650,000	700,000
DaVinci Robot	0	1,500,000
<u>Education, Department of</u>		
School Nurse Program	3,300,000	3,550,000
<u>Community and Junior Colleges</u>		
Transfer to Board of Nursing for Nurse Simulation Project	0	500,000
<u>Attorney General's Office</u>		
Alcohol and Tobacco Enforcement Unit	800,000	800,000
<u>Health, State Department of</u>		
Health Department Programs	9,950,000	9,900,000
Institute for America's Health - Youth Tobacco Prevention Program (an amount not to exceed)	300,000	0
<u>Governor's Office - Medicaid, Division of</u>		
Safe Heart Health Initiative	0	50,000
Total	\$ 20,000,000	\$ 22,000,000

## BUDGET CONTINGENCY FUND SUMMARY

(Actions of the 2009 Regular Session and 2009 Second Extraordinary Session)

### FY 2009 Receipts to Budget Contingency Fund (BCF)

HB 1505	R	Finance and Administration, Dept of - TC - Medical Malpractice Fd	\$ 2,000,000
HB 1504	R	Governor's Office - Medicaid, Division of	149,352,445
HB 1504	R	Mental Health, Department of - Consolidated	23,122,141
HB 1504	R	Rehabilitation Services, Department of	2,075,375
HB 1504	R	Health, State Department of	1,325,246
HB 1504	R	IHL - UM - University Medical Center	8,735,399
HB 1504	R	Treasurer's Office, State - Unclaimed Property (Fund 3178)	3,000,000
HB 0040	S	Working Cash Stabilization Reserve Fund	29,784,168

Total FY 2009 Budget Contingency Funds Available \$ 219,394,774

### FY 2009 Appropriations from Budget Contingency Fund (BCF)

HB 1702	R	Finance and Administration, Dept of - Repay Federal Government	1,480,843
HB 1702	R	Finance and Administration, Dept of - TC - Property Insurance	8,500,000
HB 1702	R	Supreme Court - Trial Judges	400,000
HB 1702	R	Treasurer's Office, State - Debt Service - Bonds and Interest Payment	7,000,000
HB 1702	R	Attorney General's Office - Judgments	1,240,000
HB 0054	S	Governor's Office - Medicaid, Division of	34,223,696
HB 0046	S	Attorney General's Office - Legal Fees	225,846
HB 0040	S	Budget Contingency Fund Transfer to General Fund	158,764,766
SB 2046	S	Mental Health, Department of - Mental Health Facilities	7,000,000
SB 2033	S	IHL - UM - University Medical Center	559,623

Total FY 2009 Budget Contingency Funds Appropriated or Transfers \$ 219,394,774

### FY 2010 Receipts to Budget Contingency Fund (BCF)

BCF Cash Balance from Prior Year			0
HB 1505	R	General Fund Transfer Due to Delay in Accelerated Tax Change	14,800,000
HB 1505	R	General Fund Transfer Due to Delay in Repayment of HCTF	38,000,000
HB 1505	R	General Fund Transfer Due to Suspension of 2% Set-Aside for FY 2010	93,872,000
HB 1505	R	Working Cash Stabilization Reserve Fund (as Amended by HB 0040, 2009 Second Extraordinary Session)	65,215,832
HB 1505	R	Insurance, Department of (as Amended by HB 0040, 2009 Second Extraordinary Session)	3,500,000
HB 1505	R	Restitution Fund	556,804
HB 1505	R	Treasurer's Office, State - Unclaimed Property (Fund 3178)	3,000,000
HB 1505	R	Archives and History, Dept of - New Capitol R and R Fund (NASCAR)	200,000
HB 0040	S	Personnel Board, State	1,210,094
HB 0040	S	Information Technology Services, Department of	1,000,000
HB 0040	S	Transportation, Department of	30,000,000

Total FY 2010 Budget Contingency Funds Available \$ 251,354,730

### FY 2010 Appropriations from Budget Contingency Fund (BCF)

HB 0061	S	Grand Gulf Military Monument Commission	18,000
HB 0054	S	Governor's Office - Medicaid, Division of	185,797,164
SB 2054	S	Finance and Administration, Department of	4,000,000
SB 2043	S	Ethics Commission	54,520
SB 2038	S	Corrections, Department of	61,485,046

Total FY 2010 Budget Contingency Funds Appropriated \$ 251,354,730

R - 2009 Regular Session  
S - 2009 Regular Session



AMERICAN RECOVERY AND REINVESTMENT ACT FUNDS  
STATE FISCAL STABILIZATION FUNDS AND ENHANCED FMAP FUNDS  
(Actions of the 2009 Second Extraordinary Session)

FY 2009 Allocations

HB 0049	Education, Department of - MAEP	\$ 49,000,372
SB 2037	Community and Junior Colleges - Support	9,831,362
SB 2035	IHL - Universities - General Support	15,725,277
SB 2033	IHL - UM - University Medical Center	3,083,862
SB 2031	IHL - MSU - Veterinary Medicine, College of	<u>840,152</u>
Total FY 2009 Allocations of ARRA Funds		\$ 78,481,025

FY 2010 Allocations

HB 0064	Rehab Services, Dept of - Special Disability Prog'	3,383,989
HB 0055	Health, State Department of	2,160,872
HB 0054	Governor's Office - Medicaid, Division of	256,070,147
HB 0049	Education, Department of - MAEP	111,540,751
SB 2046	Mental Health, Department of - Consolidated	37,701,656
SB 2035	IHL - Universities - General Support	15,725,277
SB 2033	IHL - UM - University Medical Center	17,327,310
SB 2031	IHL - MSU - Veterinary Medicine, College of	<u>840,152</u>
Total FY 2010 Allocations of ARRA Funds		\$ 444,750,154

NOTE: The allocations listed above reflect only those ARRA funds that are included in the FY 2009 and FY 2010 Legislative Appropriated Budgets.